



45945 Trefoil Lane #184 Sterling, VA 20166
INFO@VISIONSIGN.NET • 703.707.0858

Commercial & Residential Streetscape Solutions

Decorative Signage Poles

Traffic Regulatory Signage

Entrance / Wayfinding Signage

Commercial Lighting

LED Acorn Lighting

Pet Waste Stations

Mailbox Systems

Bollards

and much more



THE SPECIAL LITE ADVANTAGE:

- Manufacturing decorative outdoor products since 1967
- Experienced account executives and in-house creative team to design custom products to meet your requests
- Custom product specification sheets available for all quotes
- Having trouble locating a matching component? We have access to hundreds of hard to find components
- Our products are warranted to be free from defects in workmanship or material under normal use and service for one year

Whether you have been purchasing from us since the sixties or are contemplating ordering for the first time, our commitment to you will always remain the same: a quality product, an excellent value, and outstanding customer service. Your complete satisfaction is our only goal.

Partnership opportunities available. Contact us today for more information on becoming a distributor of our products.



45945 Trefoil Lane #184 Sterling, VA 20166
INFO@VISIONSIGN.NET • 703.707.0858



TABLE OF CONTENTS

■ DECORATIVE TRAFFIC SIGN POLES

3" O/D ROUND POLES

• Vista Series	4 - 7
• Classic Series	8 - 11
• Town Square Series	12 - 15
• Country Lane Series	16 - 19
• Americana Series	20 - 23
• Metro Series	24 - 25
• Del Flora Series	26 - 27
• Breakaway Poles	44

4" O/D ROUND POLES

• Vista Series	28 - 29
• Town Square Series	30 - 31
• Americana Series	32 - 33
• Breakaway Poles	44

4" x 4" SQUARE POLES

• Springfield Series	34 - 35
• Main Street Series	36 - 37

HOW TO ORDER

• Poles / Pole Toppers / Bases	38
• Street Sign Mount and Banner Arm Styles	39
• Custom Sign Mounts	40
• Cast Aluminum Street Name Signs	40
• Pole Top Mounting Brackets and Finials	40
• Traffic Sign Back Plates, Sign Trims and Sign Frames	41
• Street Name Signs / MUTCD Signs	42

■ SITE AMENITIES

• Bollards	45
• Pet Waste Stations	46
• Cluster Box Units (CBU's)	47

■ WAYFINDING AND ENTRANCE SIGNAGE

• Wayfinding and Entrance Signage Examples	48 - 55
• Standard Sign Shapes	56
• Poles / Pole Toppers / Bases	57

■ COMMERCIAL LIGHTING

• Commercial Lighting Examples	58 - 59
• Acorn Lighting	60
• Sphere Lighting	61
• Commercial Lighting Poles	62
• Commercial Lighting Accessories	63
• Replacement Globes	63
• LED Lighting	64
• Tri-Light Fixtures	65

■ FINISH CHOICES

• Solid and Antique Finish Choices	66
--	----



CUSTOM WELDING AND FABRICATION



LARGE VARIETY OF POWER COATED
FINISH OPTIONS AVAILABLE



STOCK COMPONENTS IN BOTH RAW
AND POWDER COATED FINISHES



PLASMA / CNC CAPABILITIES TO CREATE
UNIQUE AND CUSTOM DESIGNS



COMPLETE IN-HOUSE GRAPHIC
DESIGN DEPARTMENT

Vista Series - 3" O/D Round Pole



AS SHOWN:

- **MP-412**
(3" O/D x 12' Fluted Pole)
- **TRO** (Sign Bracket)
- **DBL** (Sign Bracket)
- **TSB8** (Finial)
- **SIGNS**
- 30" W x 6" H Street Name Signs



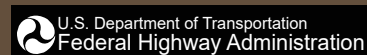
AS SHOWN:

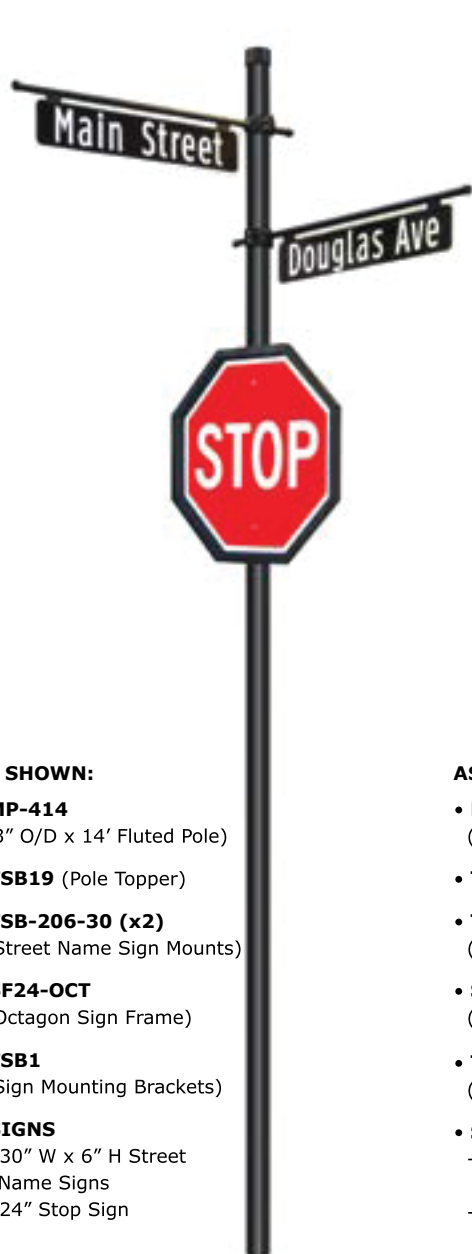
- **MP-412**
(3" O/D x 12' Fluted Pole)
- **TSB2** (Pole Topper)
- **TSB-205-DBL-624**
(Double Street Name Sign Frame)
- **SIGNS**
- 24" W x 6" H Street Name Signs



- 3" O/D Round Pole (*4" O/D pole is available - see page 28 - 29*)
- Rust free extruded aluminum pole
- Poles available in Smooth Breakaway, Fluted or Ribbed designs
- 8 ft., 10., 12 ft., 14 ft., & 16 ft. length poles available
- See pages 38 - 42 for How To Order details
- Powder Coated Finish
- Customized street name and informational signs
- Coordinating cast aluminum lighting, mailboxes & posts available

See page 44 for details about our
U.S. Federal Highway Administration
approved breakaway poles.





AS SHOWN:

- **MP-414**
(3" O/D x 14' Fluted Pole)
- **TSB19** (Pole Topper)
- **TSB-206-30 (x2)**
(Street Name Sign Mounts)
- **SF24-OCT**
(Octagon Sign Frame)
- **TSB1**
(Sign Mounting Brackets)
- **SIGNS**
 - 30" W x 6" H Street Name Signs
 - 24" Stop Sign



AS SHOWN:


- **MP-414**
(3" O/D x 14' Fluted Pole)
- **TSB4** (Pole Topper)
- **TSB-201-630 (x2)**
(Street Name Sign Frames)
- **SF24-OCT**
(Octagon Sign Frame)
- **TSB1**
(Sign Mounting Brackets)
- **SIGNS**
 - 30" W x 6" H Street Name Signs
 - 24" Stop Sign



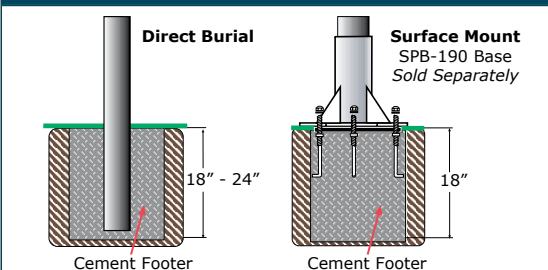
AS SHOWN:

- **MP-414**
(3" O/D x 14' Fluted Pole)
- **TSB2** (Pole Topper)
- **TSCR (x2)**
(Street Name Sign Mounts)
- **SF24-OCT**
(Octagon Sign Frame)
- **TSB1**
(Sign Mounting Brackets)
- **SIGNS**
 - 30" W x 6" H Street Name Signs
 - 24" Stop Sign


POLE OPTIONS



INSTALLATION OPTIONS



Vista Series - 3" O/D Round Pole




AS SHOWN:

- **MP-412**
(3" O/D x 12' Fluted Pole)
- **TSB2** (Pole Topper)
- **SF24-OCT**
(Octagon Sign Frame)
- **TSB1**
(Sign Mounting Brackets)
- **SIGNS**
- 24" Stop Sign




AS SHOWN:

- **MP-412**
(3" O/D x 12' Fluted Pole)
- **TSB4** (Pole Topper)
- **SF-1824**
(Rectangle Sign Frame)
- **TSB1**
(Sign Mounting Brackets)
- **SIGNS**
- 18" x 24" Speed Limit Sign



AS SHOWN:

- **MP-412**
(3" O/D x 12' Fluted Pole)
- **TSB19** (Pole Topper)
- **TSB1**
(Sign Mounting Brackets)
- **SIGNS**
- 24" x 24" Golf Cart Crossing Sign



AS SHOWN:

- **MP-410**
(3" O/D x 10' Fluted Pole)
- **TSB2** (Pole Topper)
- **SF-1218**
(Rectangle Sign Frame)
- **SF-126**
(Rectangle Sign Frame)
- **TSB1 (x2)**
(Sign Mounting Brackets)
- **SIGNS**
- 12" x 18" Handicap Sign
- 12" x 6" Handicap Sign



Vista Series - 3" O/D Round Pole



Classic Series - 3" O/D Round Pole




AS SHOWN:

- **MP-412**
(3" O/D x 12' Fluted Pole)
- **WRB1**
(Wrap Around Base)
- **TRO** (Sign Bracket)
- **DBL** (Sign Bracket)
- **SIGNS**
 - 24" W x 15" H Street Name Sign
 - 24" W x 9" H Street Name Sign



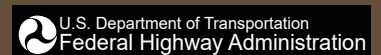
AS SHOWN:

- **MP-412**
(3" O/D x 12' Fluted Pole)
- **TSB4** (Pole Topper)
- **WRB1**
(Wrap Around Base)
- **TSCR (x2)**
(Street Name Sign Mounts)
- **SIGNS**
 - 30" W x 12" H Street Name Signs




- 3" O/D Round Pole
- Fully sculpted two piece cast aluminum wrap around base
- Rust free extruded aluminum pole
- Poles available in Smooth Breakaway, Fluted or Ribbed designs
- 8 ft., 10., 12 ft., 14 ft., & 16 ft. length poles available
- See pages 38 - 42 for How To Order details
- Powder Coated Finish
- Customized street name and informational signs
- Coordinating cast aluminum lighting, mailboxes & posts available

See page 44 for details about our
U.S. Federal Highway Administration
approved breakaway poles.



Classic Series - 3" O/D Round Pole



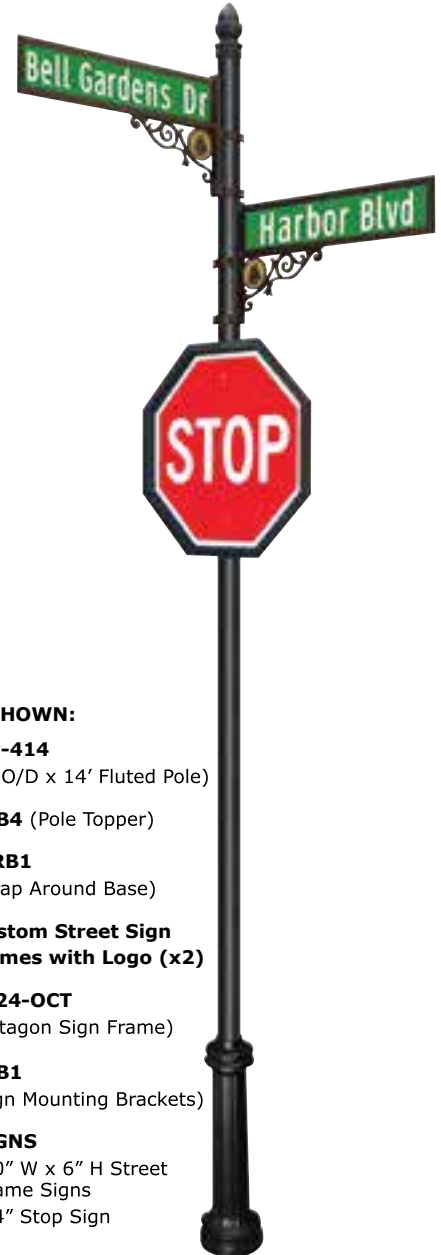
AS SHOWN:

- **MP-414**
(3" O/D x 14' Fluted Pole)
- **TSB2** (Pole Topper)
- **WRB1**
(Wrap Around Base)
- **TSB-201-630 (x2)**
(Street Name Sign Frames)
- **SF24-OCT**
(Octagon Sign Frame)
- **TSB1**
(Sign Mounting Brackets)
- **SIGNS**
 - 30" W x 6" H Street Name Signs
 - 24" Stop Sign



AS SHOWN:


- **MP-414**
(3" O/D x 14' Fluted Pole)
- **TSB18** (Pole Topper)
- **WRB1**
(Wrap Around Base)
- **TSB-207-30 (x2)**
(Street Name Sign Mounts)
- **SF24-OCT**
(Octagon Sign Frame)
- **TSB1**
(Sign Mounting Brackets)
- **SIGNS**
 - 30" W x 10" H Street Name Signs
 - 24" Stop Sign




AS SHOWN:

- **MP-414**
(3" O/D x 14' Fluted Pole)
- **TSB4** (Pole Topper)
- **WRB1**
(Wrap Around Base)
- **Custom Street Sign Frames with Logo (x2)**
- **SF24-OCT**
(Octagon Sign Frame)
- **TSB1**
(Sign Mounting Brackets)
- **SIGNS**
 - 30" W x 6" H Street Name Signs
 - 24" Stop Sign


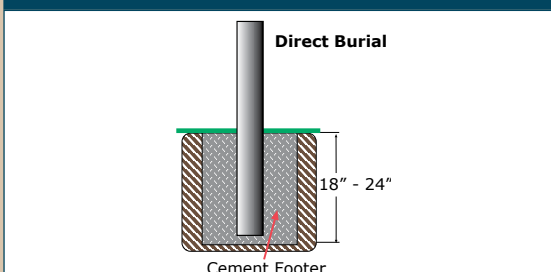
POLE OPTIONS




BASE DETAIL



INSTALLATION OPTIONS



Classic Series - 3" O/D Round Pole



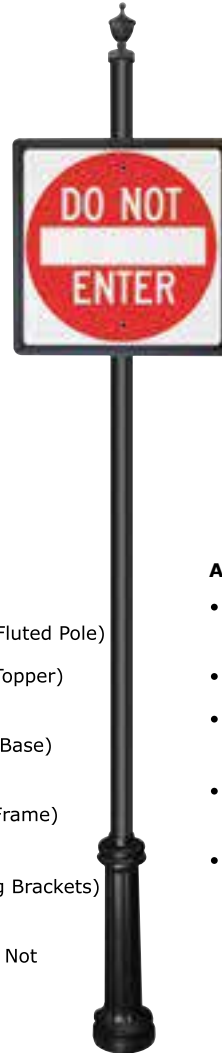
AS SHOWN:

- **MP-412**
(3" O/D x 12' Fluted Pole)
- **TSB2** (Pole Topper)
- **WRB1**
(Wrap Around Base)
- **SF24-OCT**
(Octagon Sign Frame)
- **TSB1**
(Sign Mounting Brackets)
- **SIGNS**
- 24" Stop Sign




AS SHOWN:

- **MP-412**
(3" O/D x 12' Fluted Pole)
- **TSB4** (Pole Topper)
- **WRB1**
(Wrap Around Base)
- **SF-1824**
(Rectangle Sign Frame)
- **TSB1**
(Sign Mounting Brackets)
- **SIGNS**
- 18" x 24" Speed Limit Sign



AS SHOWN:

- **MP-412**
(3" O/D x 12' Fluted Pole)
- **TSB18** (Pole Topper)
- **WRB1**
(Wrap Around Base)
- **SF-2424**
(Square Sign Frame)
- **TSB1**
(Sign Mounting Brackets)
- **SIGNS**
- 24" x 24" Do Not Enter Sign



AS SHOWN:

- **MP-410**
(3" O/D x 10' Fluted Pole)
- **TSB2** (Pole Topper)
- **WRB1**
(Wrap Around Base)
- **TSB1**
(Sign Mounting Brackets)
- **SIGNS**
- 18" x 24" Custom Sign





Town Square Series - 3" O/D Round Pole



AS SHOWN:

- **MP-412**
(3" O/D x 12' Fluted Pole)
- **TSB2** (Pole Topper)
- **WRB6**
(Wrap Around Base)
- **TSB-203-630**
(Street Name Sign Mount)
- **TSB-203-66**
(Logo Sign Mount)
- **SIGNS**
 - 30" W x 6" H Street Name Sign
 - 6" W x 6" H Logo Sign



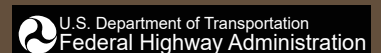
AS SHOWN:

- **MP-412**
(3" O/D x 12' Fluted Pole)
- **WRB6**
(Wrap Around Base)
- **Custom Top Mount Bracket - Gold**
(Top Mount Sign Bracket)
- **DBL** (Sign Bracket)
- **TSB3-Custom Gold**
(Finial)
- **SIGNS**
 - 24" W x 6" H Custom Street Name Signs

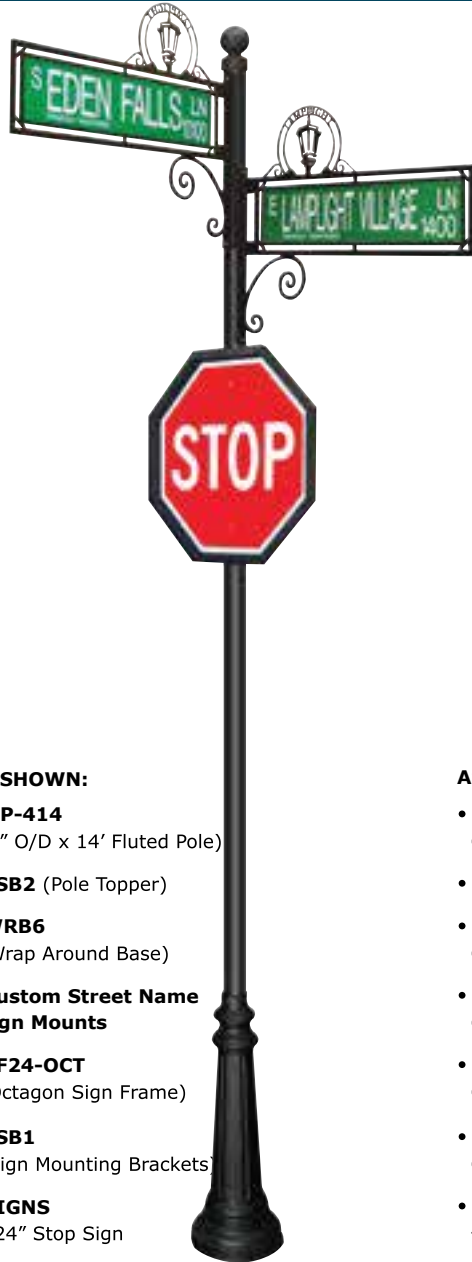


- 3" O/D Round Pole (*4" O/D pole is available - see pages 30 - 31*)
- Fully sculpted two piece cast aluminum wrap around base
- Rust free extruded aluminum pole
- Poles available in Smooth Breakaway, Fluted or Ribbed designs
- 8 ft., 10., 12 ft., 14 ft., & 16 ft. length poles available
- See pages 38 - 42 for How To Order details
- Powder Coated Finish
- Customized street name and informational signs
- Coordinating cast aluminum lighting, mailboxes & posts available

See page 44 for details about our
U.S. Federal Highway Administration
approved breakaway poles.

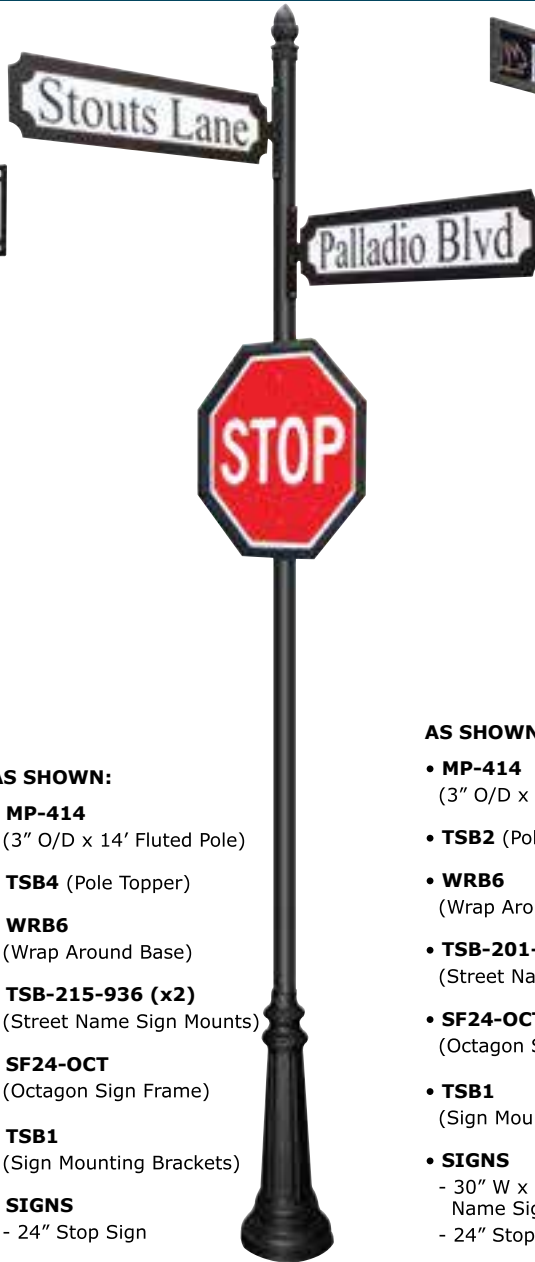


Town Square Series - 3" O/D Round Pole



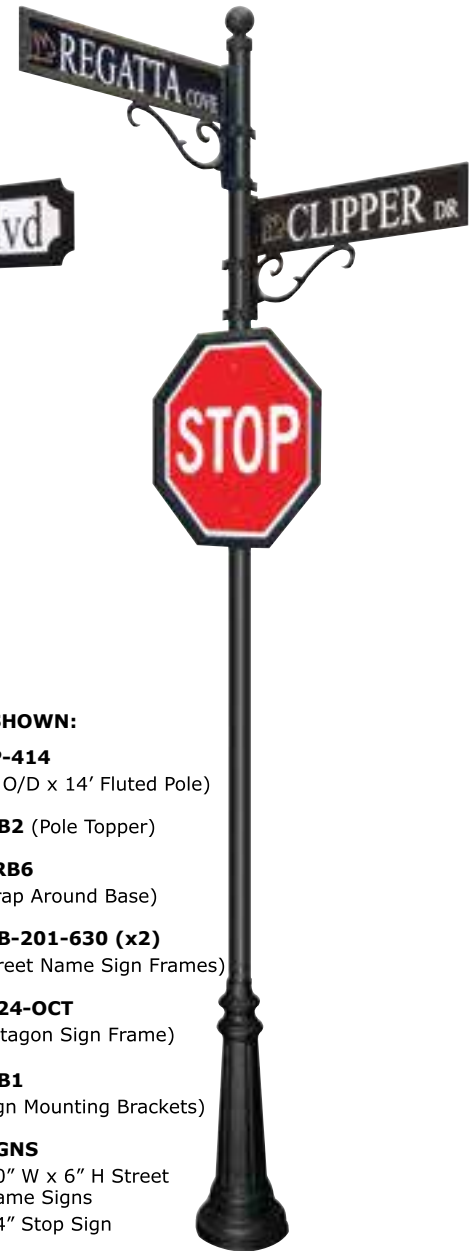
AS SHOWN:

- **MP-414**
(3" O/D x 14' Fluted Pole)
- **TSB2** (Pole Topper)
- **WRB6**
(Wrap Around Base)
- **Custom Street Name Sign Mounts**
- **SF24-OCT**
(Octagon Sign Frame)
- **TSB1**
(Sign Mounting Brackets)
- **SIGNS**
- 24" Stop Sign



AS SHOWN:


- **MP-414**
(3" O/D x 14' Fluted Pole)
- **TSB4** (Pole Topper)
- **WRB6**
(Wrap Around Base)
- **TSB-215-936 (x2)**
(Street Name Sign Mounts)
- **SF24-OCT**
(Octagon Sign Frame)
- **TSB1**
(Sign Mounting Brackets)
- **SIGNS**
- 24" Stop Sign



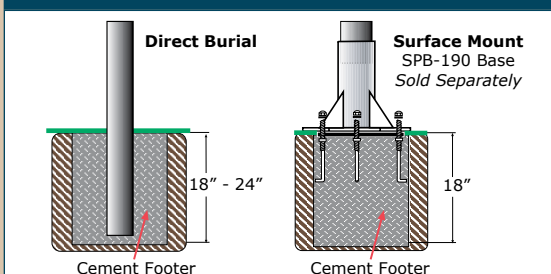
AS SHOWN:

- **MP-414**
(3" O/D x 14' Fluted Pole)
- **TSB2** (Pole Topper)
- **WRB6**
(Wrap Around Base)
- **TSB-201-630 (x2)**
(Street Name Sign Frames)
- **SF24-OCT**
(Octagon Sign Frame)
- **TSB1**
(Sign Mounting Brackets)
- **SIGNS**
- 30" W x 6" H Street Name Signs
- 24" Stop Sign


POLE OPTIONS




INSTALLATION OPTIONS



BASE DETAIL




Town Square Series - 3" O/D Round Pole




AS SHOWN:

- **MP-412**
(3" O/D x 12' Fluted Pole)
- **TSB4** (Pole Topper)
- **WRB6**
(Wrap Around Base)
- **SF24-OCT**
(Octagon Sign Frame)
- **TSB1**
(Sign Mounting Brackets)
- **SIGNS**
- 24" Stop Sign




AS SHOWN:

- **MP-412**
(3" O/D x 12' Fluted Pole)
- **TSB2** (Pole Topper)
- **WRB6**
(Wrap Around Base)
- **SF-2424**
(Square Sign Frame)
- **TSB1**
(Sign Mounting Brackets)
- **SIGNS**
- 24" x 24"
Stop Ahead Sign



AS SHOWN:

- **MP-412**
(3" O/D x 12' Fluted Pole)
- **TSB2** (Pole Topper)
- **WRB6**
(Wrap Around Base)
- **TSB1**
(Sign Mounting Brackets)
- **SIGNS**
- Custom 24" x 24" Sign



AS SHOWN:

- **MP-410**
(3" O/D x 10' Fluted Pole)
- **TSB2** (Pole Topper)
- **WRB6**
(Wrap Around Base)
- **SF-1218**
(Rectangle Sign Frame)
- **TSB1**
(Sign Mounting Brackets)
- **SIGNS**
- 12" x 18" No Parking
Sign



Town Square Series - 3" O/D Round Pole

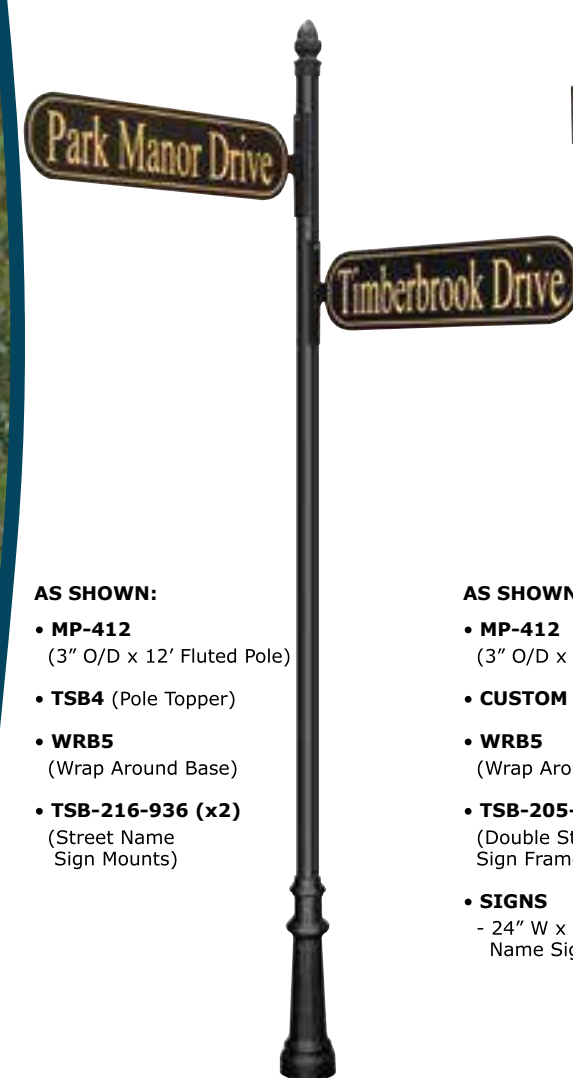


Country Lane Series - 3" O/D Round Pole




AS SHOWN:

- **MP-412**
(3" O/D x 12' Fluted Pole)
- **TSB4** (Pole Topper)
- **WRB5**
(Wrap Around Base)
- **TSB-216-936 (x2)**
(Street Name Sign Mounts)




AS SHOWN:

- **MP-412**
(3" O/D x 12' Fluted Pole)
- **CUSTOM POLE TOPPER**
- **WRB5**
(Wrap Around Base)
- **TSB-205-624-DBL**
(Double Street Name Sign Frame)
- **SIGNS**
- 24" W x 6" H Street Name Signs

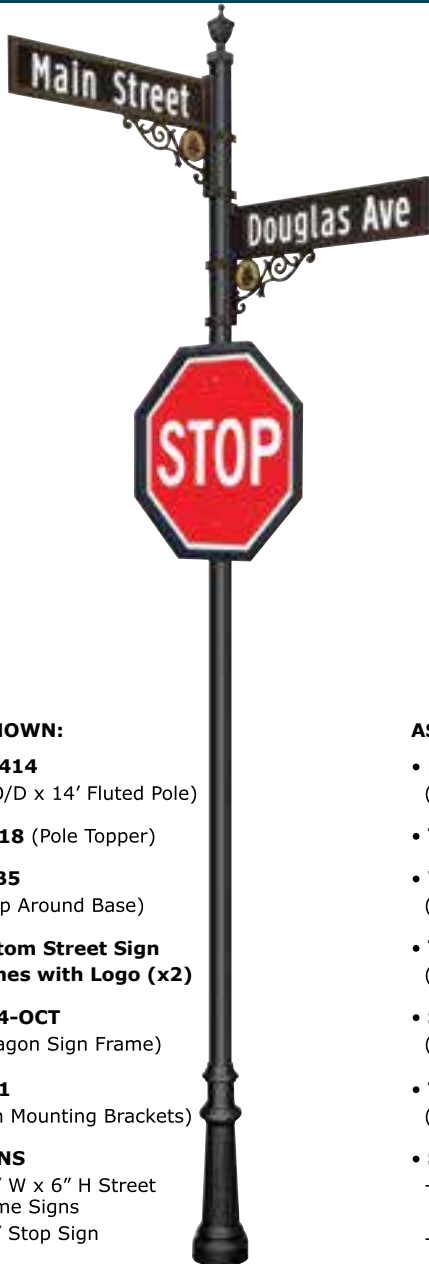


- 3" O/D Round Pole
- Fully sculpted cast aluminum wrap around base
- Rust free extruded aluminum pole
- Poles available in Smooth Breakaway, Fluted or Ribbed designs
- 8 ft., 10., 12 ft., 14 ft., & 16 ft. length poles available
- See pages 38 - 42 for How To Order details
- Powder Coated Finish
- Customized street name and informational signs
- Coordinating cast aluminum lighting, mailboxes & posts available

See page 44 for details about our
U.S. Federal Highway Administration
approved breakaway poles.

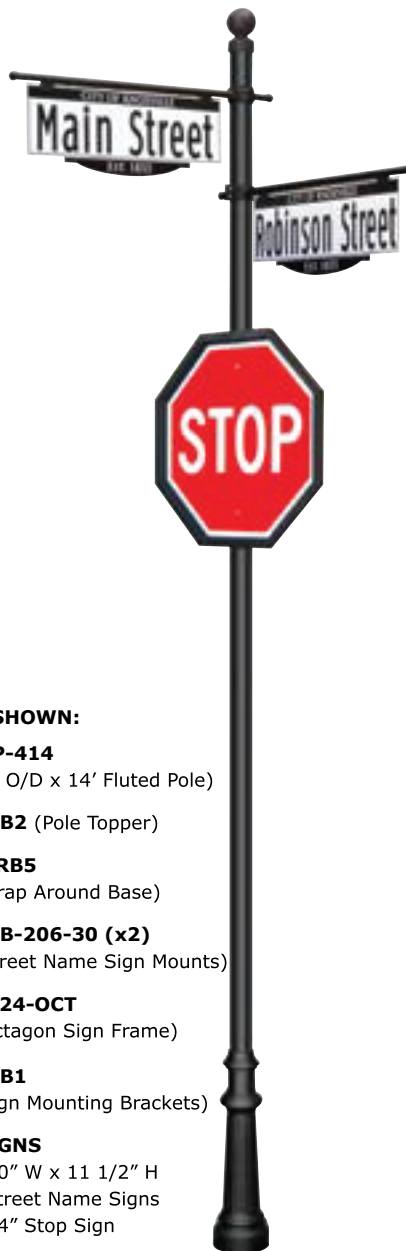


Country Lane Series - 3" O/D Round Pole



AS SHOWN:

- **MP-414**
(3" O/D x 14' Fluted Pole)
- **TSB18** (Pole Topper)
- **WRB5**
(Wrap Around Base)
- **Custom Street Sign Frames with Logo (x2)**
- **SF24-OCT**
(Octagon Sign Frame)
- **TSB1**
(Sign Mounting Brackets)
- **SIGNS**
 - 30" W x 6" H Street Name Signs
 - 24" Stop Sign



AS SHOWN:


- **MP-414**
(3" O/D x 14' Fluted Pole)
- **TSB2** (Pole Topper)
- **WRB5**
(Wrap Around Base)
- **TSB-206-30 (x2)**
(Street Name Sign Mounts)
- **SF24-OCT**
(Octagon Sign Frame)
- **TSB1**
(Sign Mounting Brackets)
- **SIGNS**
 - 30" W x 11 1/2" H Street Name Signs
 - 24" Stop Sign



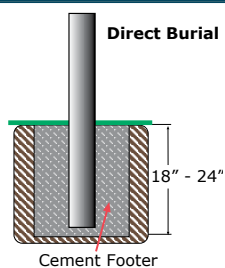
AS SHOWN:

- **MP-414**
(3" O/D x 14' Fluted Pole)
- **TSB17** (Pole Topper)
- **WRB5**
(Wrap Around Base)
- **TSCR (x2)**
(Street Name Sign Mounts)
- **SF24-OCT**
(Octagon Sign Frame)
- **TSB1**
(Sign Mounting Brackets)
- **SIGNS**
 - 30" W x 6" H Street Name Signs
 - 24" Stop Sign

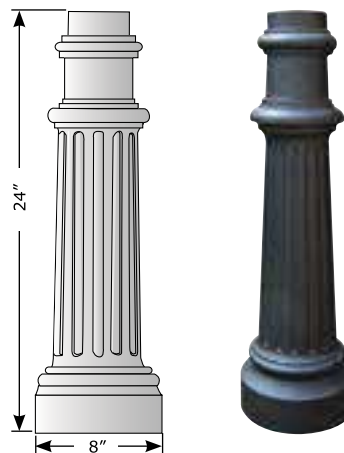
POLE OPTIONS



INSTALLATION OPTIONS



BASE DETAIL




Country Lane Series - 3" O/D Round Pole



AS SHOWN:

- **MP-412**
(3" O/D x 12' Fluted Pole)
- **TSB2** (Pole Topper)
- **WRB5**
(Wrap Around Base)
- **SF-1824-Custom Scroll**
(Rectangle Sign Frame with Decorative Scroll)
- **TSB1**
(Sign Mounting Brackets)
- **SIGNS**
- 18" x 24" Speed Limit Sign




AS SHOWN:

- **MP-412**
(3" O/D x 12' Fluted Pole)
- **TSB2** (Pole Topper)
- **WRB5**
(Wrap Around Base)
- **SF24-OCT**
(Octagon Sign Frame)
- **TSB1**
(Sign Mounting Brackets)
- **SIGNS**
- 24" Stop Sign



AS SHOWN:

- **MP-412**
(3" O/D x 12' Fluted Pole)
- **TSB18** (Pole Topper)
- **WRB5**
(Wrap Around Base)
- **SF-1824**
(Rectangle Sign Frame)
- **TSB1**
(Sign Mounting Brackets)
- **SIGNS**
- 18" x 24" One Way Sign



AS SHOWN:

- **MP-410**
(3" O/D x 10' Fluted Pole)
- **TSB2** (Pole Topper)
- **WRB5**
(Wrap Around Base)
- **SF-1218**
(Rectangle Sign Frame)
- **TSB1**
(Sign Mounting Brackets)
- **SIGNS**
- 12" x 18" Custom Sign



Country Lane Series - 3" O/D Round Pole

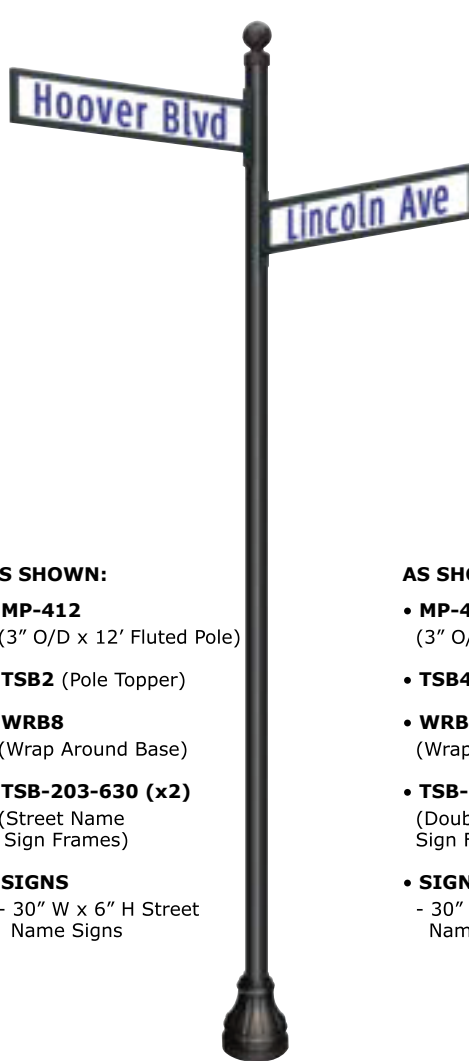


Americana Series - 3" O/D Round Pole



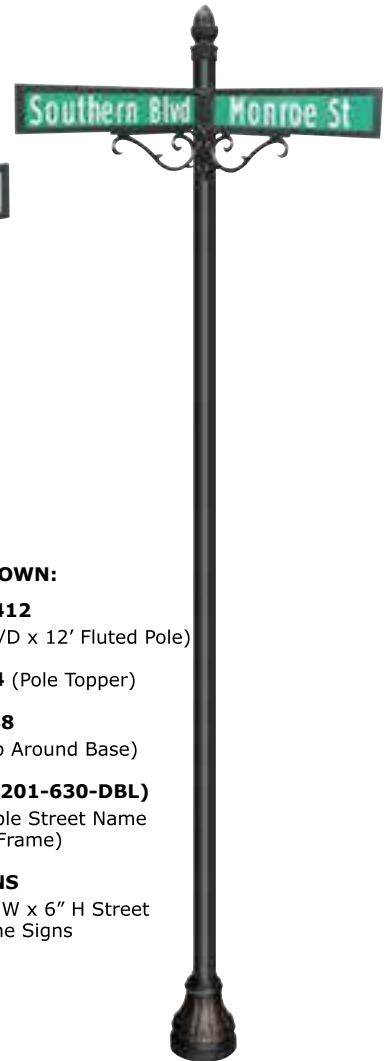
AS SHOWN:

- **MP-412**
(3" O/D x 12' Fluted Pole)
- **TSB2** (Pole Topper)
- **WRB8**
(Wrap Around Base)
- **TSB-203-630 (x2)**
(Street Name Sign Frames)
- **SIGNS**
- 30" W x 6" H Street Name Signs



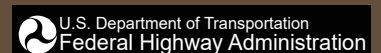
AS SHOWN:

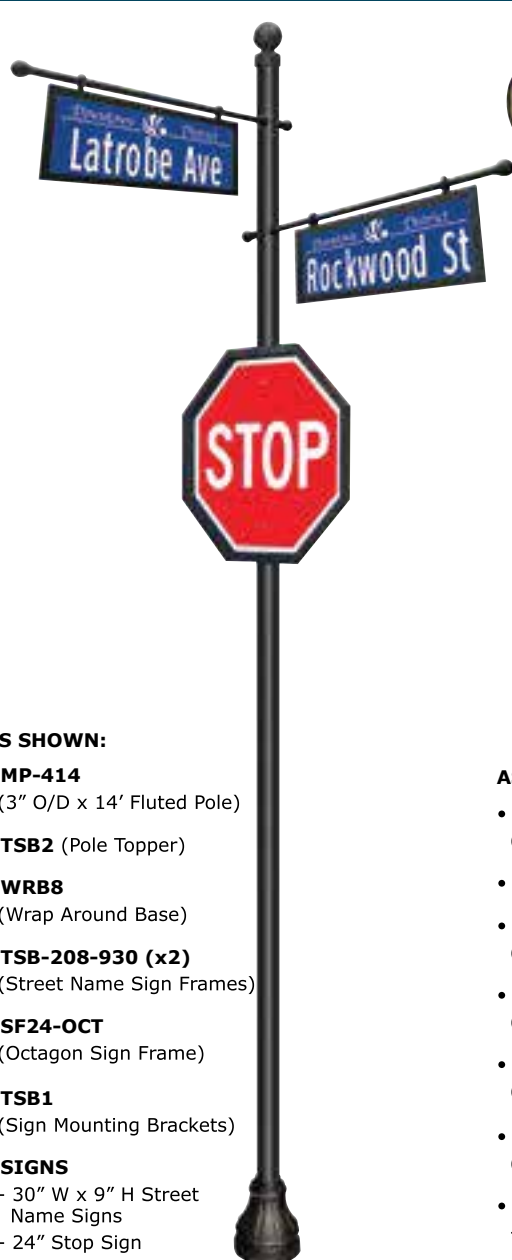
- **MP-412**
(3" O/D x 12' Fluted Pole)
- **TSB4** (Pole Topper)
- **WRB8**
(Wrap Around Base)
- **TSB-201-630-DBL**
(Double Street Name Sign Frame)
- **SIGNS**
- 30" W x 6" H Street Name Signs



- 3" O/D Round Pole (4" O/D pole is available - see pages 32 - 33)
- Two piece cast aluminum wrap around base
- Rust free extruded aluminum pole
- Poles available in Smooth Breakaway, Fluted or Ribbed designs
- 8 ft., 10., 12 ft., 14 ft., & 16 ft. length poles available
- See pages 38 - 42 for How To Order details
- Powder Coated Finish
- Customized street name and informational signs
- Coordinating cast aluminum lighting, mailboxes & posts available

See page 44 for details about our
U.S. Federal Highway Administration
approved breakaway poles.





AS SHOWN:

- **MP-414**
(3" O/D x 14' Fluted Pole)
- **TSB2** (Pole Topper)
- **WRB8**
(Wrap Around Base)
- **TSB-208-930 (x2)**
(Street Name Sign Frames)
- **SF24-OCT**
(Octagon Sign Frame)
- **TSB1**
(Sign Mounting Brackets)
- **SIGNS**
 - 30" W x 9" H Street Name Signs
 - 24" Stop Sign


AS SHOWN:

- **MP-414**
(3" O/D x 14' Fluted Pole)
- **TSB18** (Pole Topper)
- **WRB8**
(Wrap Around Base)
- **TSB-216-936 (x2)**
(Street Name Sign Mounts)
- **SF24-OCT**
(Octagon Sign Frame)
- **TSB1**
(Sign Mounting Brackets)
- **SIGNS**
 - 24" Stop Sign

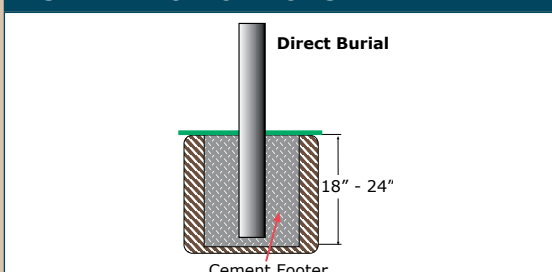
AS SHOWN:

- **MP-414**
(3" O/D x 14' Fluted Pole)
- **TSB2** (Pole Topper)
- **WRB8**
(Wrap Around Base)
- **TSB-201-630 (x2)**
(Street Name Sign Frames)
- **SF24-OCT**
(Octagon Sign Frame)
- **TSB1**
(Sign Mounting Brackets)
- **SIGNS**
 - 30" W x 6" H Street Name Signs
 - 24" Stop Sign

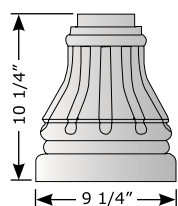
POLE OPTIONS




INSTALLATION OPTIONS



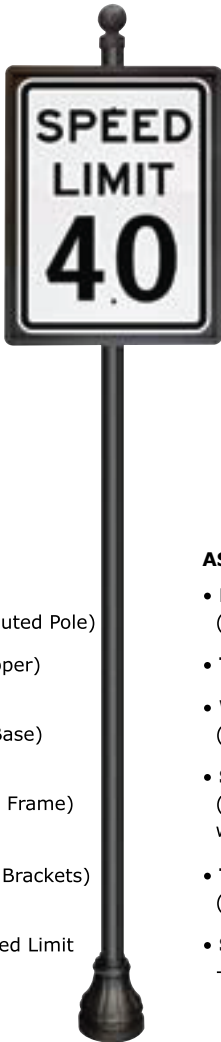
BASE DETAIL



Americana Series - 3" O/D Round Pole



- AS SHOWN:**
- **MP-414**
(3" O/D x 14' Fluted Pole)
 - **TSB19** (Pole Topper)
 - **WRB8**
(Wrap Around Base)
 - **Custom Sign Mounts (x2)**
 - **SIGNS**
- 18" x 30" and
9" x 18" Custom
Signs



- AS SHOWN:**
- **MP-412**
(3" O/D x 12' Fluted Pole)
 - **TSB2** (Pole Topper)
 - **WRB8**
(Wrap Around Base)
 - **SF-2430**
(Rectangle Sign Frame)
 - **TSB1**
(Sign Mounting Brackets)
 - **SIGNS**
- 24" x 30" Speed Limit
Sign



- AS SHOWN:**
- **MP-412**
(3" O/D x 12' Fluted Pole)
 - **TSB2** (Pole Topper)
 - **WRB8**
(Wrap Around Base)
 - **SF-1824-Custom**
(Rectangle Sign Frame
with Decorative Plaques)
 - **TSB1**
(Sign Mounting Brackets)
 - **SIGNS**
- 18" x 24" Slow
Children Playing Sign



- AS SHOWN:**
- **MP-412**
(3" O/D x 12' Fluted Pole)
 - **TSB4** (Pole Topper)
 - **WRB8**
(Wrap Around Base)
 - **TSB1**
(Sign Mounting Brackets)
 - **SIGNS**
- 12" x 14" Custom Sign



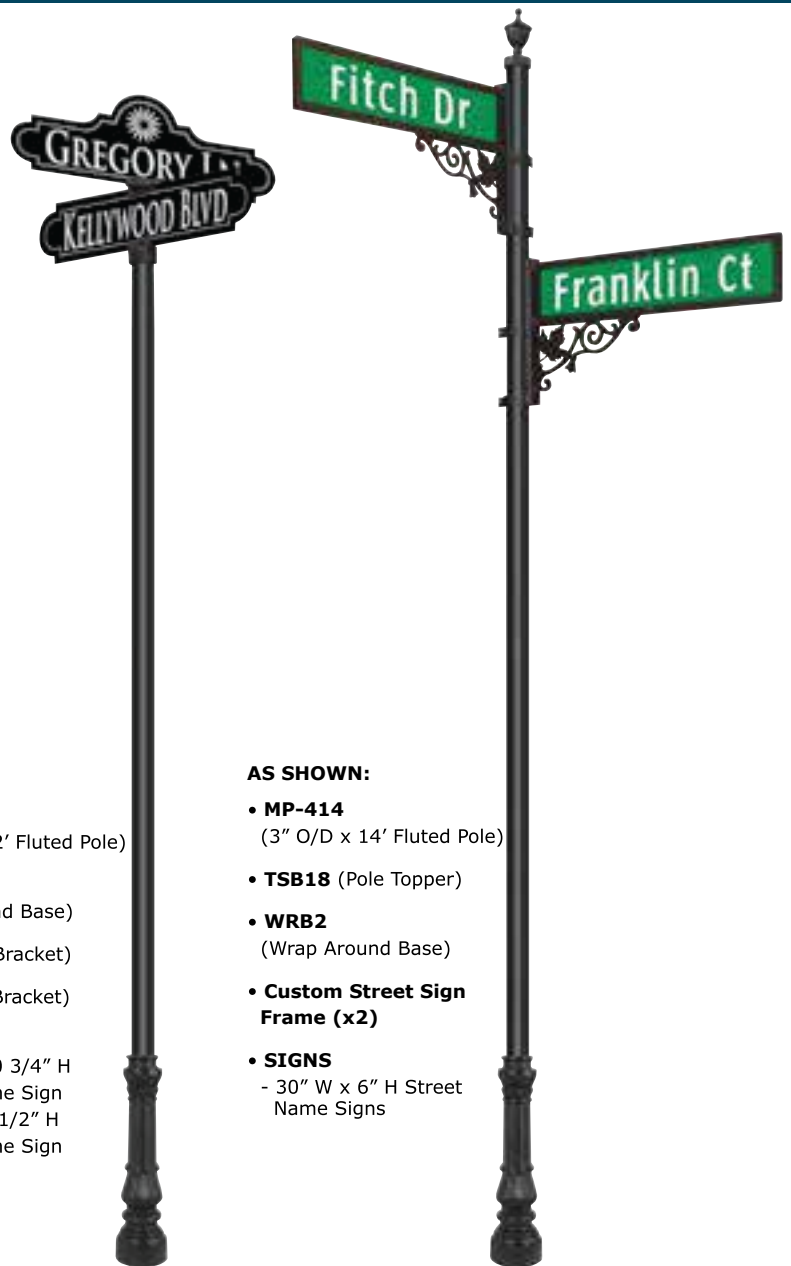


Del Flora Series - 3" O/D Round Pole



AS SHOWN:

- **MP-412**
(3" O/D x 12' Fluted Pole)
- **WRB2**
(Wrap Around Base)
- **TRO** (Sign Bracket)
- **DBL** (Sign Bracket)
- **SIGNS**
 - 30" W x 10 3/4" H
Street Name Sign
 - 30" W x 6 1/2" H
Street Name Sign

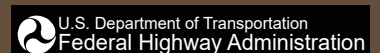


AS SHOWN:

- **MP-414**
(3" O/D x 14' Fluted Pole)
- **TSB18** (Pole Topper)
- **WRB2**
(Wrap Around Base)
- **Custom Street Sign
Frame (x2)**
- **SIGNS**
 - 30" W x 6" H Street
Name Signs

- 3" O/D Round Pole
- Fully sculpted cast aluminum wrap around base
- Rust free extruded aluminum pole
- Poles available in Smooth Breakaway, Fluted or Ribbed designs
- 8 ft., 10., 12 ft., 14 ft., & 16 ft. length poles available
- See pages 38 - 42 for How To Order details
- Powder Coated Finish
- Customized street name and informational signs
- Coordinating cast aluminum lighting, mailboxes & posts available

See page 44 for details about our
U.S. Federal Highway Administration
approved breakaway poles.






AS SHOWN:

- **MP-414**
(3" O/D x 14' Fluted Pole)
- **TSB2** (Pole Topper)
- **WRB2**
(Wrap Around Base)
- **TSB-207-30 (x2)**
(Street Name Sign Mounts)
- **SF24-OCT**
(Octagon Sign Frame)
- **TSB1**
(Sign Mounting Brackets)
- **SIGNS**
 - 30" W x 13 3/8" H Street Name Signs
 - 24" Stop Sign




AS SHOWN:

- **MP-412**
(3" O/D x 12' Fluted Pole)
- **TSB2** (Pole Topper)
- **WRB2**
(Wrap Around Base)
- **TSB1**
(Sign Mounting Brackets)
- **SIGNS**
 - 18" x 30" Custom Speed Limit Sign



AS SHOWN:


- **MP-412**
(3" O/D x 12' Fluted Pole)
- **TSB2** (Pole Topper)
- **WRB2**
(Wrap Around Base)
- **SF-2424**
(Square Sign Frame)
- **TSB1**
(Sign Mounting Brackets)
- **SIGNS**
 - 24" x 24" Stop Ahead Sign



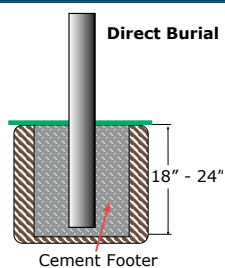
AS SHOWN:

- **MP-410**
(3" O/D x 10' Fluted Pole)
- **TSB4** (Pole Topper)
- **WRB2**
(Wrap Around Base)
- **SF-1218**
(Rectangle Sign Frame)
- **TSB1**
(Sign Mounting Brackets)
- **SIGNS**
 - 12" x 18" Handicap Sign

POLE OPTIONS



INSTALLATION OPTIONS



BASE DETAIL




Metro Series - 3" O/D Round Pole



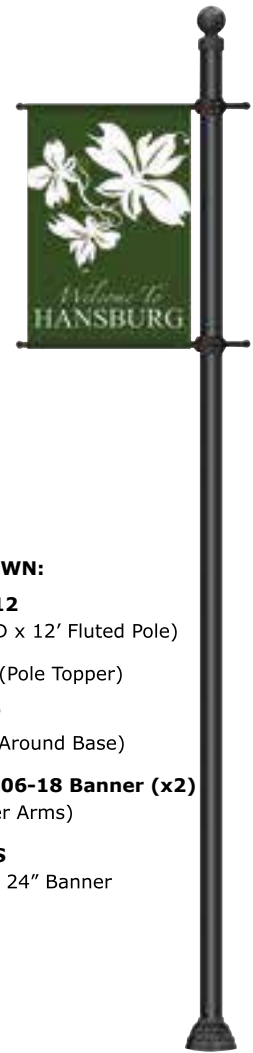
AS SHOWN:

- **MP-412**
(3" O/D x 12' Fluted Pole)
- **TSB4** (Pole Topper)
- **WRB7**
(Wrap Around Base)
- **TSCR-DBL**
(Double Street Name Sign Mount)
- **SIGNS**
- 36" W x 9" H Street Name Signs



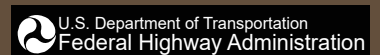
AS SHOWN:

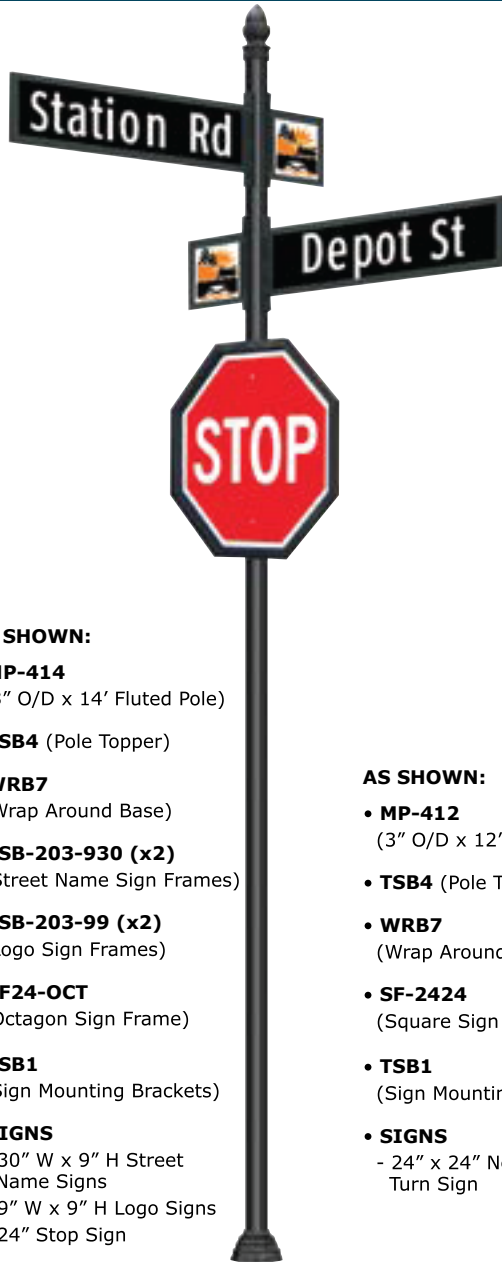
- **MP-412**
(3" O/D x 12' Fluted Pole)
- **TSB2** (Pole Topper)
- **WRB7**
(Wrap Around Base)
- **TSB-206-18 Banner (x2)**
(Banner Arms)
- **SIGNS**
- 18" x 24" Banner



- 3" O/D Round Pole
- One piece slip over cast aluminum base
- Rust free extruded aluminum pole
- Poles available in Smooth Breakaway, Fluted or Ribbed designs
- 8 ft., 10., 12 ft., 14 ft., & 16 ft. length poles available
- See pages 38 - 42 for How To Order details
- Powder Coated Finish
- Customized street name and informational signs
- Coordinating cast aluminum lighting, mailboxes & posts available

See page 44 for details about our
U.S. Federal Highway Administration
approved breakaway poles.





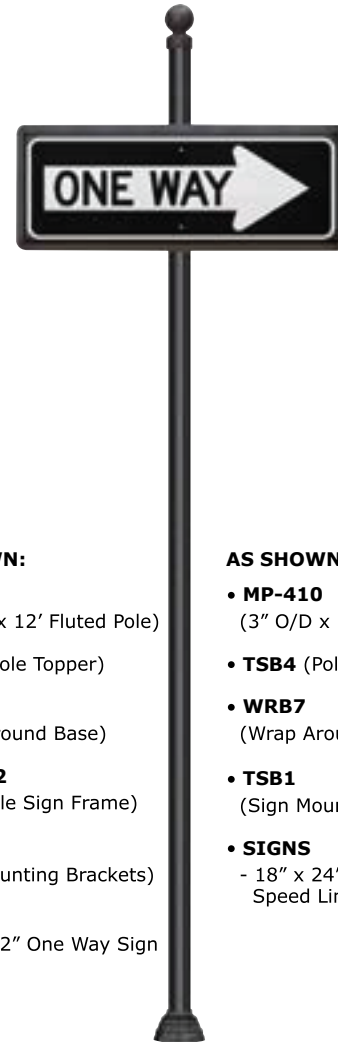
AS SHOWN:

- **MP-414**
(3" O/D x 14' Fluted Pole)
- **TSB4** (Pole Topper)
- **WRB7**
(Wrap Around Base)
- **TSB-203-930 (x2)**
(Street Name Sign Frames)
- **TSB-203-99 (x2)**
(Logo Sign Frames)
- **SF24-OCT**
(Octagon Sign Frame)
- **TSB1**
(Sign Mounting Brackets)
- **SIGNS**
 - 30" W x 9" H Street Name Signs
 - 9" W x 9" H Logo Signs
 - 24" Stop Sign




AS SHOWN:

- **MP-412**
(3" O/D x 12' Fluted Pole)
- **TSB4** (Pole Topper)
- **WRB7**
(Wrap Around Base)
- **SF-2424**
(Square Sign Frame)
- **TSB1**
(Sign Mounting Brackets)
- **SIGNS**
 - 24" x 24" No Right Turn Sign



AS SHOWN:


- **MP-412**
(3" O/D x 12' Fluted Pole)
- **TSB2** (Pole Topper)
- **WRB7**
(Wrap Around Base)
- **SF-3612**
(Rectangle Sign Frame)
- **TSB1**
(Sign Mounting Brackets)
- **SIGNS**
 - 36" x 12" One Way Sign



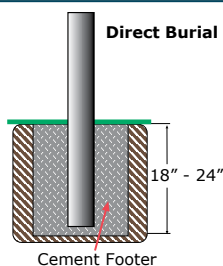
AS SHOWN:

- **MP-410**
(3" O/D x 10' Fluted Pole)
- **TSB4** (Pole Topper)
- **WRB7**
(Wrap Around Base)
- **TSB1**
(Sign Mounting Brackets)
- **SIGNS**
 - 18" x 24" Custom Speed Limit Sign

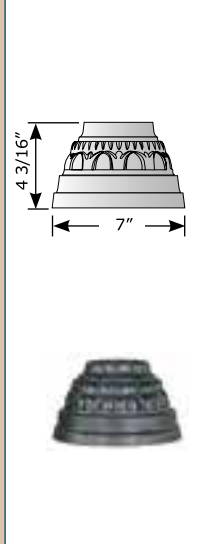
POLE OPTIONS



INSTALLATION OPTIONS



BASE DETAIL

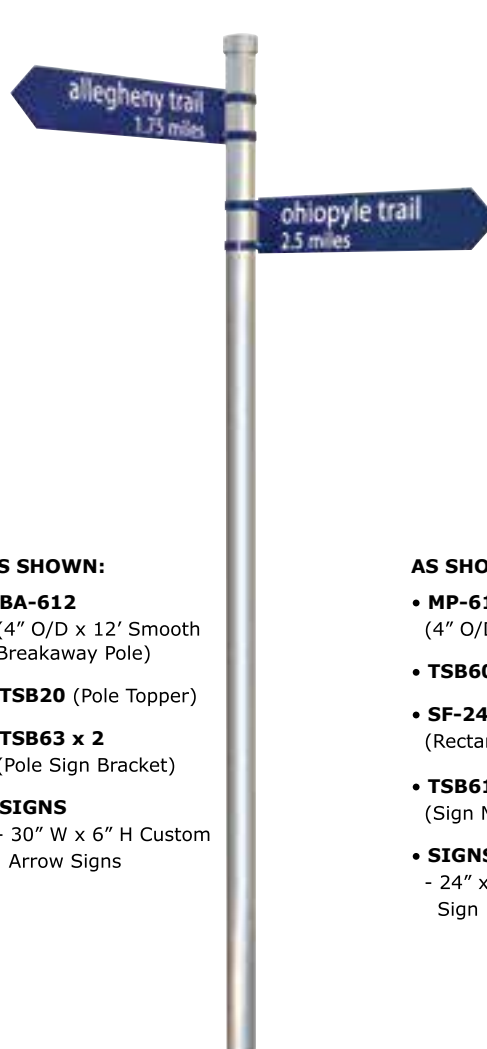


Vista Series - 4" O/D Round Pole




AS SHOWN:

- **BA-612**
(4" O/D x 12' Smooth Breakaway Pole)
- **TSB20** (Pole Topper)
- **TSB63 x 2**
(Pole Sign Bracket)
- **SIGNS**
- 30" W x 6" H Custom Arrow Signs



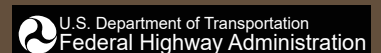
AS SHOWN:

- **MP-612**
(4" O/D x 12' Fluted Pole)
- **TSB60** (Pole Topper)
- **SF-2430**
(Rectangle Sign Frame)
- **TSB61**
(Sign Mounting Brackets)
- **SIGNS**
- 24" x 30" Speed Limit Sign



- 4" O/D Round Pole (*3" O/D pole is available - see page 4-7*)
- Rust free extruded aluminum pole
- Poles available in Smooth Breakaway or Fluted designs
- 8 ft., 10., 12 ft., 14 ft., & 16 ft. length poles available
- See pages 38 - 42 for How To Order details
- Powder Coated Finish
- Customized street name and informational signs
- Coordinating cast aluminum lighting, mailboxes & posts available

See page 44 for details about our
U.S. Federal Highway Administration
approved breakaway poles.






AS SHOWN:

- **BA-612**
(4" O/D x 12' Smooth Breakaway Pole)
- **TSB20** (Pole Topper)
- **TSB61**
(Sign Mounting Brackets)
- **SIGNS**
- 18" x 24" Custom Sign



AS SHOWN:


- **MP-614**
(4" O/D x 14' Fluted Pole)
- **TSB60** (Pole Topper)
- **TSCR-600 (x2)**
(Street Name Sign Mounts)
- **SF24-OCT**
(Octagon Sign Frame)
- **TSB61**
(Sign Mounting Brackets)
- **SIGNS**
- 30" W x 9" H Street Name Signs
- 24" Stop Sign



AS SHOWN:

- **MP-614**
(4" O/D x 14' Fluted Pole)
- **TSB64** (Pole Topper)
- **TSB-203-930 (x2)**
(Street Name Sign Frames)
- **SF30-OCT**
(Octagon Sign Frame)
- **TSB61**
(Sign Mounting Brackets)
- **SIGNS**
- 30" W x 9" H Street Name Signs
- 30" Stop Sign

POLE OPTIONS

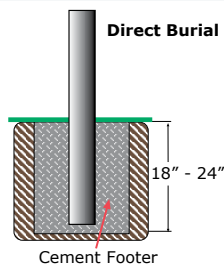


Smooth Breakaway
Approved by:

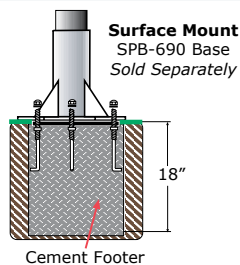


Fluted

INSTALLATION OPTIONS



Cement Footer



Cement Footer




Town Square Series - 4" O/D Round Pole




AS SHOWN:

- **MP-612**
(4" O/D x 12' Fluted Pole)
- **TSB60** (Pole Topper)
- **WRB9**
(Wrap Around Base)
- **Custom Sign Frame with Scroll & Header**
- **SIGNS**
- 18" W x 12" H Sign



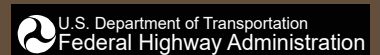
AS SHOWN:

- **MP-612**
(4" O/D x 12' Fluted Pole)
- **TSB60** (Pole Topper)
- **WRB9**
(Wrap Around Base)
- **SF30-OCT**
(Octagon Sign Frame)
- **TSB61**
(Sign Mounting Brackets)
- **SIGNS**
- 30" Stop Sign

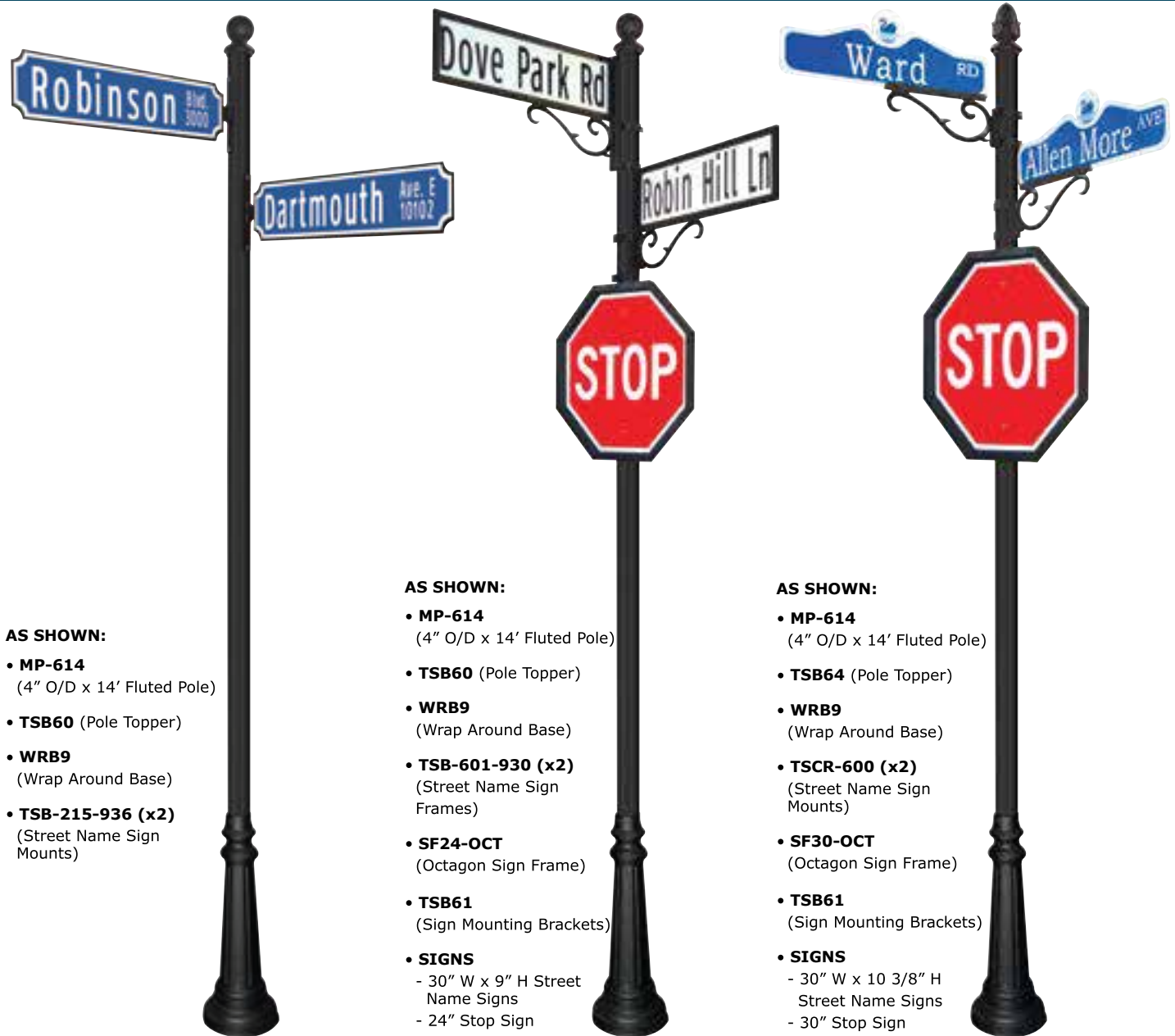


- 4" O/D Round Pole (3" O/D pole is available - see pages 12 - 15)
- Fully sculpted two piece cast aluminum wrap around base
- Rust free extruded aluminum pole
- Poles available in Smooth Breakaway or Fluted designs
- 8 ft., 10., 12 ft., 14 ft., & 16 ft. length poles available
- See pages 38 - 42 for How To Order details
- Powder Coated Finish
- Customized street name and informational signs
- Coordinating cast aluminum lighting, mailboxes & posts available

See page 44 for details about our
U.S. Federal Highway Administration
approved breakaway poles.



Town Square Series - 4" O/D Round Pole



AS SHOWN:

- **MP-614**
(4" O/D x 14' Fluted Pole)
- **TSB60** (Pole Topper)
- **WRB9**
(Wrap Around Base)
- **TSB-215-936 (x2)**
(Street Name Sign Mounts)

AS SHOWN:

- **MP-614**
(4" O/D x 14' Fluted Pole)
- **TSB60** (Pole Topper)
- **WRB9**
(Wrap Around Base)
- **TSB-601-930 (x2)**
(Street Name Sign Frames)
- **SF24-OCT**
(Octagon Sign Frame)
- **TSB61**
(Sign Mounting Brackets)
- **SIGNS**
 - 30" W x 9" H Street Name Signs
 - 24" Stop Sign

AS SHOWN:

- **MP-614**
(4" O/D x 14' Fluted Pole)
- **TSB64** (Pole Topper)
- **WRB9**
(Wrap Around Base)
- **TSB-600 (x2)**
(Street Name Sign Mounts)
- **SF30-OCT**
(Octagon Sign Frame)
- **TSB61**
(Sign Mounting Brackets)
- **SIGNS**
 - 30" W x 10 3/8" H Street Name Signs
 - 30" Stop Sign

POLE OPTIONS

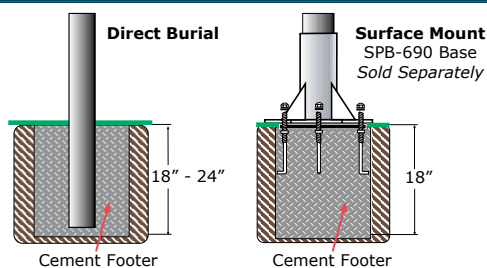


Smooth Breakaway
Approved by:



Fluted


INSTALLATION OPTIONS



Direct Burial

Surface Mount
SPB-690 Base
Sold Separately

BASE DETAIL

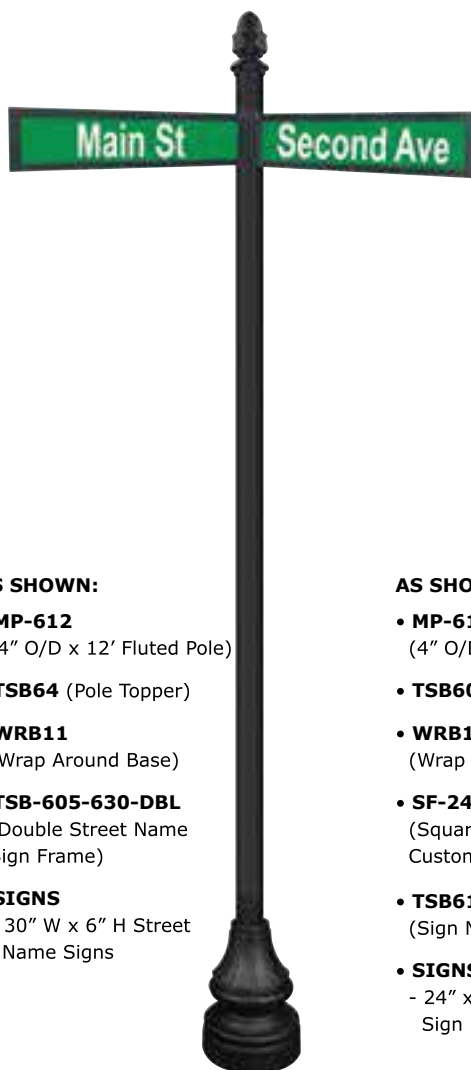


Americana Series - 4" O/D Round Pole



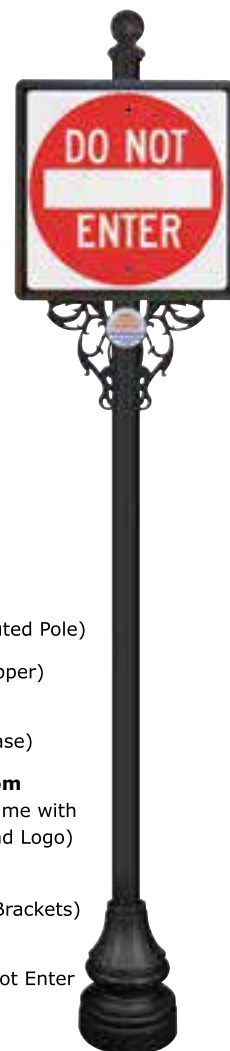
AS SHOWN:

- **MP-612**
(4" O/D x 12' Fluted Pole)
- **TSB64** (Pole Topper)
- **WRB11**
(Wrap Around Base)
- **TSB-605-630-DBL**
(Double Street Name Sign Frame)
- **SIGNS**
- 30" W x 6" H Street Name Signs



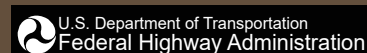
AS SHOWN:

- **MP-612**
(4" O/D x 12' Fluted Pole)
- **TSB60** (Pole Topper)
- **WRB11**
(Wrap Around Base)
- **SF-2424-Custom**
(Square Sign Frame with Custom Scroll and Logo)
- **TSB61**
(Sign Mounting Brackets)
- **SIGNS**
- 24" x 24" Do Not Enter Sign

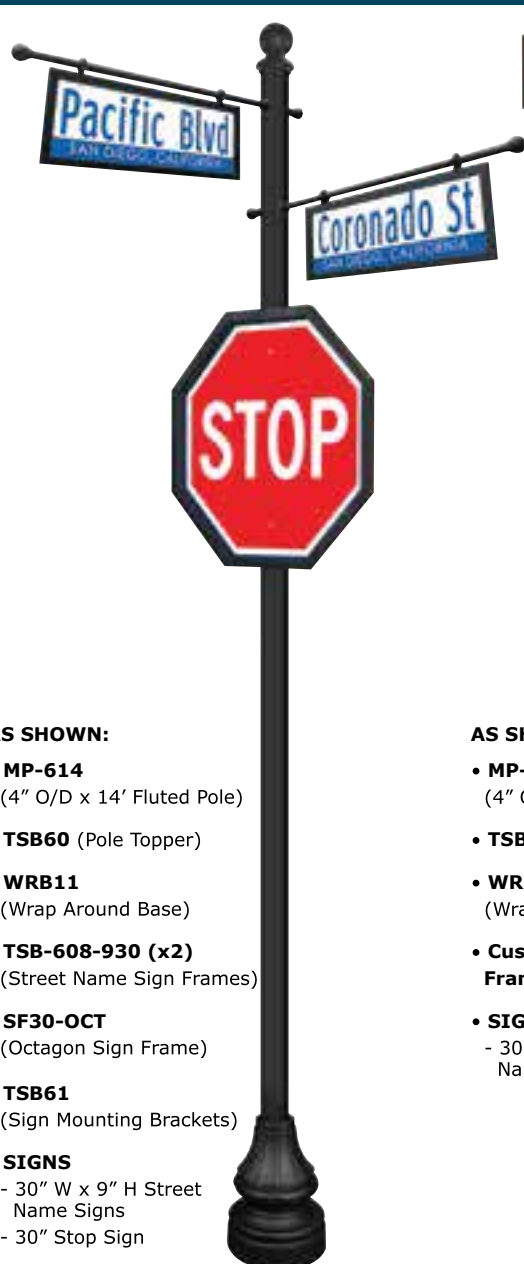


- 4" O/D Round Pole (3" O/D pole is available - see pages 20 - 23)
- Fully sculpted one piece cast aluminum wrap around base
- Rust free extruded aluminum pole
- Poles available in Smooth Breakaway or Fluted designs
- 8 ft., 10., 12 ft., 14 ft., & 16 ft. length poles available
- See pages 38 - 42 for How To Order details
- Powder Coated Finish
- Customized street name and informational signs
- Coordinating cast aluminum lighting, mailboxes & posts available

See page 44 for details about our
U.S. Federal Highway Administration
approved breakaway poles.



Americana Series - 4" O/D Round Pole



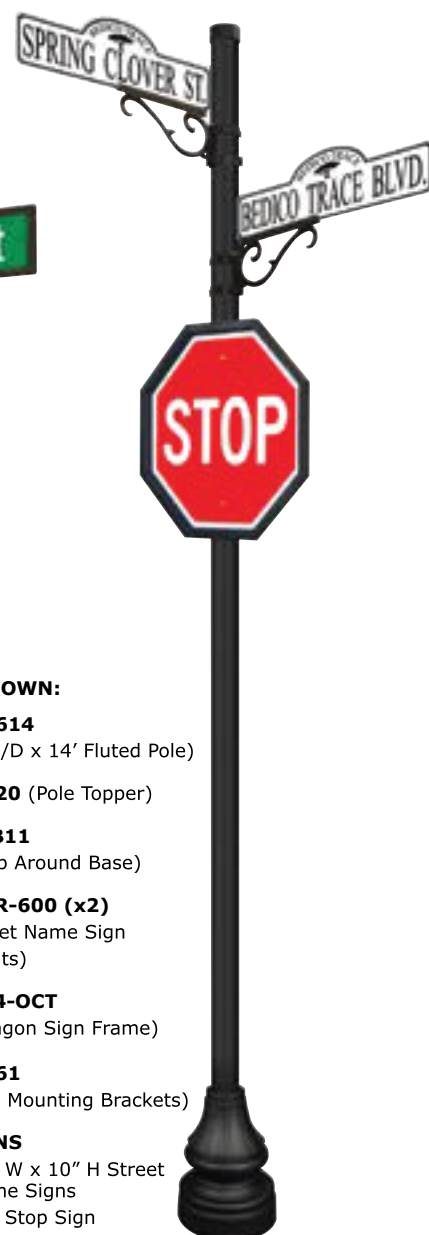
AS SHOWN:

- **MP-614**
(4" O/D x 14' Fluted Pole)
- **TSB60** (Pole Topper)
- **WRB11**
(Wrap Around Base)
- **TSB-608-930 (x2)**
(Street Name Sign Frames)
- **SF30-OCT**
(Octagon Sign Frame)
- **TSB61**
(Sign Mounting Brackets)
- **SIGNS**
 - 30" W x 9" H Street Name Signs
 - 30" Stop Sign



AS SHOWN:


- **MP-614**
(4" O/D x 14' Fluted Pole)
- **TSB64** (Pole Topper)
- **WRB11**
(Wrap Around Base)
- **Custom Street Sign Frame (x2)**
- **SIGNS**
 - 30" W x 6" H Street Name Signs



AS SHOWN:

- **MP-614**
(4" O/D x 14' Fluted Pole)
- **TSB20** (Pole Topper)
- **WRB11**
(Wrap Around Base)
- **TSCR-600 (x2)**
(Street Name Sign Mounts)
- **SF24-OCT**
(Octagon Sign Frame)
- **TSB61**
(Sign Mounting Brackets)
- **SIGNS**
 - 30" W x 10" H Street Name Signs
 - 24" Stop Sign

POLE OPTIONS



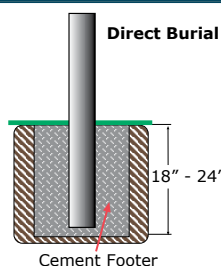
Smooth Breakaway

Approved by:

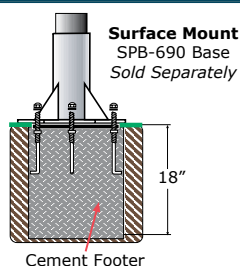


Fluted

INSTALLATION OPTIONS

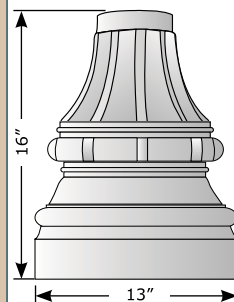


Cement Footer



Cement Footer

BASE DETAIL



Springfield Series - 4" Smooth Square Pole



AS SHOWN:

- **MP-110**
(4" x 10' Smooth Square Pole)
- **TSB12** (Pole Topper)
- **SIGNS**
 - 12" x 18" Handicap Sign
 - 12" x 6" Fine Sign




AS SHOWN:

- **MP-112**
(4" x 12' Smooth Square Pole)
- **TSB11** (Pole Topper)
- **SF24-OCT**
(Octagon Sign Frame)
- **SIGNS**
 - 24" Stop Sign



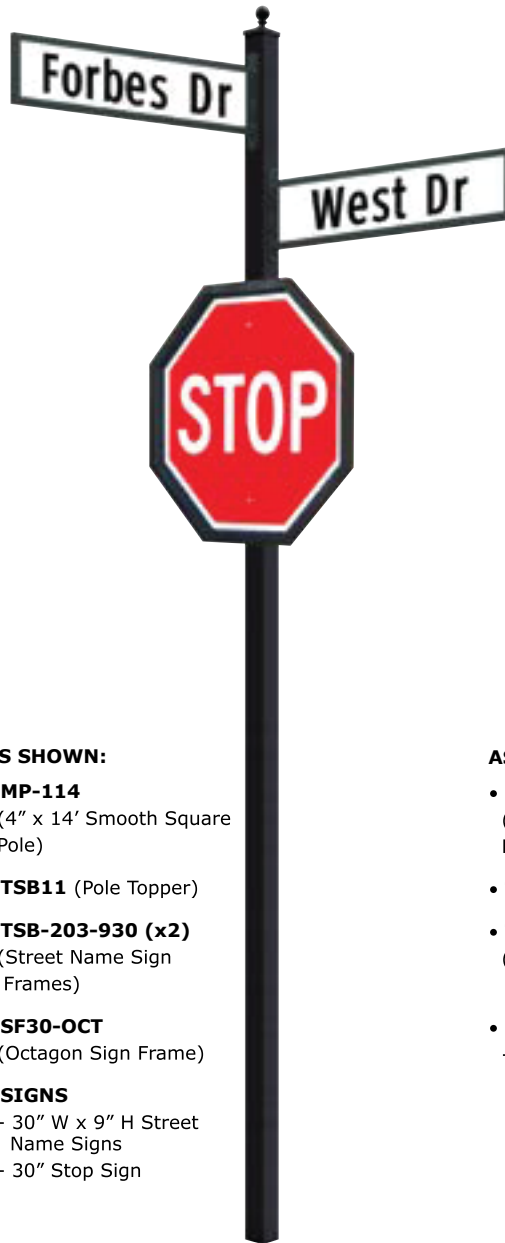
- 4" x 4" Smooth Square Pole
- Optional one piece cast aluminum wrap around base
- Rust free extruded aluminum pole
- 8 ft., 10., 12 ft., 14 ft., and 16 ft. lengths available
- See pages 38 - 42 for How To Order details
- Powder coated finish
- Customized street name and informational signs
- Coordinating cast aluminum lighting, mailboxes & posts available

Springfield Series - 4" Smooth Square Pole



AS SHOWN:

- **MP-112**
(4" x 12' Smooth Square Pole)
- **TSB12** (Pole Topper)
- **SIGNS**
- 18" x 24" Slow Children Playing Sign



AS SHOWN:

- **MP-114**
(4" x 14' Smooth Square Pole)
- **TSB11** (Pole Topper)
- **TSB-203-930 (x2)**
(Street Name Sign Frames)
- **SF30-OCT**
(Octagon Sign Frame)
- **SIGNS**
- 30" W x 9" H Street Name Signs
- 30" Stop Sign



AS SHOWN:

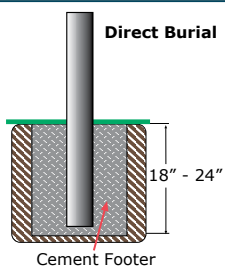
- **MP-114**
(4" x 14' Smooth Square Pole)
- **TSB11** (Pole Topper)
- **TSB-202-630 (x2)**
(Street Name Sign Frames)
- **SIGNS**
- 30" W x 6" H Street Name Signs

POLE OPTIONS




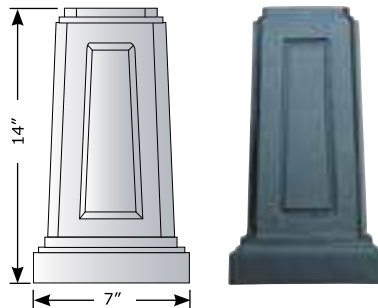
4" x 4" Smooth Square

INSTALLATION OPTIONS



BASE DETAIL

Base is optional with this series.




Main Street Series - 4" Fluted Square Pole



AS SHOWN:

- **MP-713**
(4" x 13' Fluted Square Pole)
- **TSB11** (Pole Topper)
- **TSB-202-624**
(Single Street Name Sign Mount)
- **SIGNS**
- 24" W x 6" H Street Name Sign



AS SHOWN:

- **MP-712**
(4" x 12' Fluted Square Pole)
- **TSB11** (Pole Topper)
- **SF-1824**
(Rectangle Sign Frame)
- **SIGNS**
- 18" x 24" Speed Limit Sign




- 4" x 4" Fluted Square Pole
- Square design with sculpted corners and accent flutes gives this square pole a unique, upscale look
- Optional one piece cast aluminum wrap around base
- Rust free extruded aluminum pole
- 8 ft., 10., 12 ft., & 13 ft. lengths available
- See pages 38 - 42 for How To Order details
- Powder coated finish
- Customized street name and informational signs
- Coordinating cast aluminum lighting, mailboxes & posts available

Main Street Series - 4" Fluted Square Pole



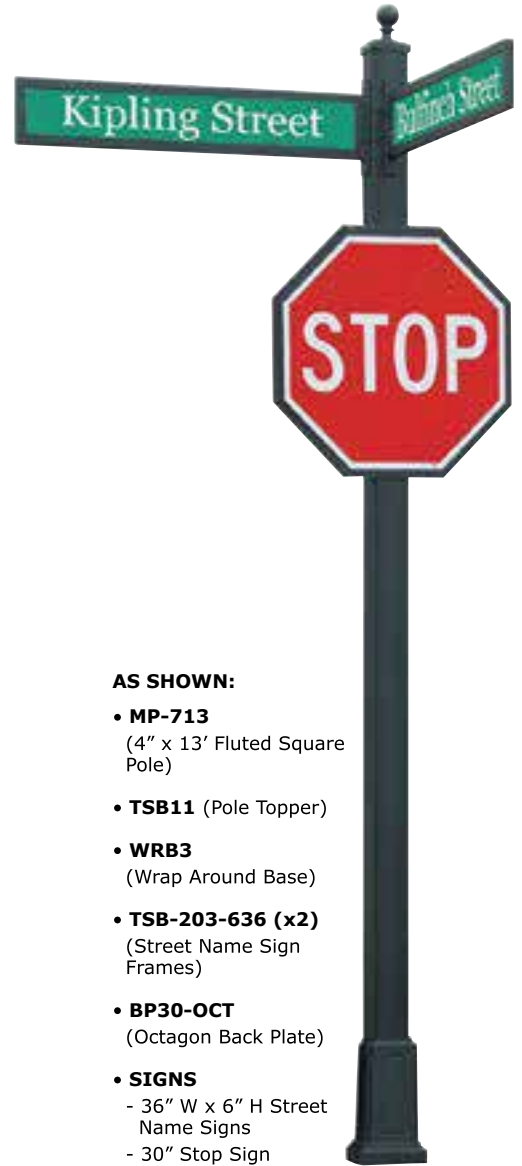
AS SHOWN:

- **MP-713**
(4" x 13' Fluted Square Pole)
- **TSB11** (Pole Topper)
- **WRB3**
(Wrap Around Base)
- **TSB-203-636 (x2)**
(Street Name Sign Frames)
- **SIGNS**
- 36" W x 6" H Street Name Signs



AS SHOWN:

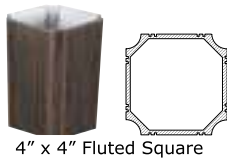
- **MP-712**
(4" x 12' Fluted Square Pole)
- **TSB11** (Pole Topper)
- **WRB3**
(Wrap Around Base)
- **SF-2424**
(Square Sign Frame)
- **SIGNS**
- 24" x 24" Do Not Enter Sign



AS SHOWN:

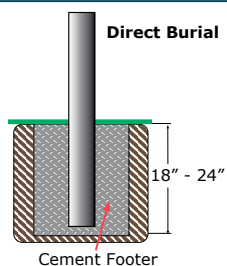
- **MP-713**
(4" x 13' Fluted Square Pole)
- **TSB11** (Pole Topper)
- **WRB3**
(Wrap Around Base)
- **TSB-203-636 (x2)**
(Street Name Sign Frames)
- **BP30-OCT**
(Octagon Back Plate)
- **SIGNS**
- 36" W x 6" H Street Name Signs
- 30" Stop Sign

POLE OPTIONS



4" x 4" Fluted Square

INSTALLATION OPTIONS


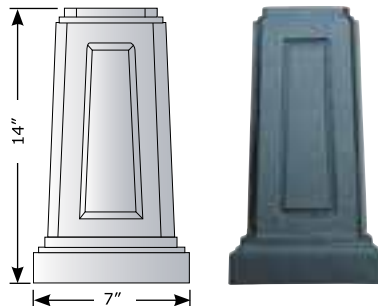


Direct Burial

Cement Footer

BASE DETAIL

Base is optional with this series.



How To Order Traffic and Regulatory Sign Poles

Our direct burial poles and accessories are made of extruded and cast aluminum. Direct burial poles require a minimum of 18" to 24" burial below grade in concrete for proper installation. **The end user is responsible for checking the local codes and ordinances for minimum depth and breakaway guidelines before placing order.**

Ordering Example: BA-410 / TSB2 / WRB6 / TSB-201-630. (3" O/D x 10' Round Breakaway Pole / Pole Topper / Base / Single Sign Mount)

STEP 1 - POLES



Length:	3" O/D Smooth	3" O/D Fluted	3" O/D Ribbed	3" O/D Smooth Breakaway	4" O/D Smooth	4" O/D Fluted	4" O/D Smooth Breakaway	4" x 4" Smooth Square	4" x 4" Fluted Square
8' - 0"	SM-408	MP-408	N / A	BA-408	SM-608	MP-608	BA-608	MP-108	MP-708
10' - 0"	SM-410	MP-410	MP-210	BA-410	SM-610	MP-610	BA-610	MP-110	MP-710
12' - 0"	SM-412	MP-412	MP-212	BA-412	SM-612	MP-612	BA-612	MP-112	MP-712
13' - 0"	N / A	N / A	N / A	N / A	N / A	N / A	N / A	N / A	MP-713
14' - 0"	SM-414	MP-414	MP-214	BA-414	SM-614	MP-614	BA-614	MP-114	N / A
16' - 0"	SM-416	MP-416	MP-216	BA-416	SM-616	MP-616	BA-616	MP-116	N / A

STEP 2 - POLE TOPPERS


POLE TOPPERS FOR 3" O/D ROUND POLES



POLE TOPPERS FOR 4" O/D ROUND POLES



POLE TOPPERS FOR 4" x 4" SQUARE POLES



STEP 3 - BASES

BASES FOR 3" O/D ROUND POLES



BASES FOR 4" O/D ROUND POLES



BASE FOR 4" SQUARE POLES



STEP 4 - STREET SIGN MOUNT AND BANNER ARM STYLES

TSCR (Fits 3" O/D Pole) TSCR-600 (Fits 4" O/D Pole)

- Clamps around round pole
- Scroll: 16" W x 5 1/2" H



TSCR-700 (Fits All Special Lite Poles)

- Bolts to pole
- Scroll: 16" W x 5 1/2" H



TSCR-DBL (Fits 3" O/D Pole) TSCR-600-DBL (Fits 4" O/D Pole)

- Clamps around round pole
- Two TSCR brackets welded together at a 90° angle.
- Scrolls: 16" W x 5 1/2" H



TSB-201 (Fits 3" O/D Pole) TSB-601 (Fits 4" O/D Pole)

- Clamps around round pole
- Scroll: 16" W x 5 1/2" H
- Model # Example: **TSB-201-630** holds one 6" x 30" sign



TSB-201-DBL (Fits 3" O/D Pole) TSB-601-DBL (Fits 4" O/D Pole)

- Clamps around round pole
- Two TSB-201 or TSB-601 brackets welded together at a 90° angle.
- Scrolls: 16" W x 5 1/2" H



TSB-202 (Fits All Special Lite Poles)

- Bolts to pole
- Scroll: 16" W x 5 1/2" H
- Model # Example: **TSB-202-630** holds one 6" x 30" sign



TSB-203 (Street Name Sign Frame) TSB-203-99 (Logo Sign Frame)

- Bolts to pole
- Model # Example: Use **TSB-203-930** to order without Logo Sign Frame



TSB-205 (Fits 3" O/D Pole) TSB-605 (Fits 4" O/D Pole)

- Clamps around round pole
- Model # Example: **TSB-205-630** holds one 6" x 30" sign




TSB-205-DBL (Fits 3" O/D Pole) TSB-605-DBL (Fits 4" O/D Pole)

- Clamps around round pole
- Two TSB-205 or TSB-605 brackets welded together at a 90° angle.



TSB-206 (Fits 3" O/D Pole) TSB-606 (Fits 4" O/D Pole)

- Clamps around round pole
- Model # Example: **TSB-206-30** holds one 30" wide sign



TSB-207 (Fits 3" O/D Pole) TSB-607 (Fits 4" O/D Pole)

- Clamps around round pole
- Scroll: 16" W x 5 1/2" H
- Model # Example: **TSB-207-30** holds one 30" wide sign



TSB-208 (Fits 3" O/D Pole) TSB-608 (Fits 4" O/D Pole)

- Twist Lock Sign Mount
- 1" Diameter Hole Required in Pole
- Pole sold separately



TSB-209 (Fits 3" O/D Pole) TSB-609 (Fits 4" O/D Pole)

- Twist Lock Sign Mount
- 1" Diameter Hole Required in Pole
- Pole & topper sold separately



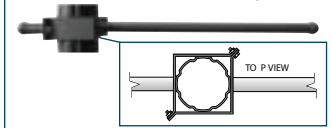
TSB-210 (Fits 3" O/D Pole) TSB-610 (Fits 4" O/D Pole)

- Twist Lock Sign Mount
- 1" Diameter Hole Required in Pole



TSB-214 (Fits 3" O/D Pole) TSB-614 (Fits 4" O/D Pole)

- Clamps around round pole
- Model # Example: **TSB-214-18-Banner** holds up to a 18" wide banner
- Banner arms sold individually



TSB-215 (Fits All Special Lite Poles)

- Bolts to pole
- 1/4" thick aluminum sign paddle
- Vinyl graphics applied to both sides of sign paddle



TSB-216 (Fits All Special Lite Poles)

- Bolts to pole
- 1/4" thick aluminum sign paddle
- Vinyl graphics applied to both sides of sign paddle



TSB-217 (Fits All Special Lite Poles) Clamps around pole using stainless steel straps (fits up to a 12" diameter pole)

- Cast aluminum base and 3/4" Dia. white fiberglass arm
- Model # Example: **TSB-217-24** holds up to a 24" wide banner
- Banner arms sold individually
- Straps are not powder coated



The TSB series of Street Sign Mounts and Banner Arms can be ordered to hold a variety of sign sizes. Add the height and length of the sign blade in inches to the end of the item number of the desired sign.

- For example: A 6" x 24" sign blade in a TSB-201 bracket, the item number would be TSB-201-624.
- Length of the arm's bar will vary by the length of the sign blade. Sign blades sold separately (except for TSB-215 and TSB-216).

How To Order (Continued)

STEP 4 Continued - CUSTOM SIGN MOUNTS

Custom Street Sign Mounts can be designed to give a community, commercial development or town a distinct and unique look. Choose from our custom examples below or send us your design plans and our creative team will develop the unique look that you desire. Plasma cut or vinyl logos can be added to almost any sign mount. Street signs sold separately.



Custom Example 1



Custom Example 2



Custom Example 3



Custom Example 4



Custom Example 5



Custom Example 6

CAST ALUMINUM STREET NAME SIGNS (OPTIONAL)

Signs are double-sided, letters and borders are an integral part of the background and are raised off the background approximately 1/8-inch. Most designs have a textured background. Standard and custom colors are available in the Acrylic Polyurethane Enamel baked-on finish, as well as bead-type reflectivity of name and border.



Cast Example 1



Cast Example 2



Cast Example 3

STEP 5 - POLE TOP MOUNTING BRACKETS & FINIALS (OPTIONAL)

TSB3

Finial for flat or extruded street name signs.
Dimensions:
1 3/4" W x 3 1/2" H



TSB8

Finial for flat or extruded street name signs.
Dimensions:
1 7/8" W x 2 3/4" H



TRO

Fits 3" O/D round poles. Holds one .080 flat or extruded sign blade.



DBL

Fits on top of .080 flat or extruded street name sign. Holds one sign blade.



TSB15

4" to 3" pole adapter. Easily attach mounting brackets or a light fitter to a 4" O/D pole.



SIGN MOUNTING BRACKETS & HARDWARE

TSB1 (Fits 3" O/D Pole)

TSB61 (Fits 4" O/D Pole)

Pole sign bracket / hardware (set of 2)



TSB9 (Fits 3" O/D Pole)

TSB62 (Fits 4" O/D Pole)

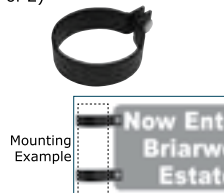
Pole sign bracket / hardware for back to back signage mount (set of 2)



TSB14 (Fits 3" O/D Pole)

TSB63 (Fits 4" O/D Pole)

Pole sign bracket / hardware (set of 2)



TSB13

Vandal proof nuts (pack of 10)



BP24-OCT mounted with TSB1 Brackets




STEP 6 - TRAFFIC SIGN BACK PLATES, SIGN TRIMS AND SIGN FRAMES (OPTIONAL)


SIGN BACK PLATES

Back plates are made of .080 flat aluminum. Back plates provide a 1" wide flat edge on all sides of the sign. Measurements are for the sign blade going onto the back plate. Back plates are provided undrilled for custom mounting. To order a back plate use the item number BP followed by the width then the height of the sign.

For example: to order a back plate for a 24" W x 30" H sign the item number would be BP-2430.




24" Back Plate BP24-OCT
30" Back Plate BP30-OCT
36" Back Plate BP36-OCT



24" W x 24" H Back Plate BP-2424
30" W x 30" H Back Plate BP-3030
30" W x 30" H Back Plate BP-3636



12" W x 18" H Back Plate BP-1218
18" W x 24" H Back Plate BP-1824
24" W x 30" H Back Plate BP-2430



30" Back Plate BP30-TRI
36" Back Plate BP36-TRI
measurement is point to point



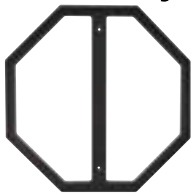
Back Plate Detail

SIGN TRIMS


Measurements are for the sign blade going onto the sign trim. Sign Trims are pre-drilled for standard sign mounting. To order a sign trim use the item number ST followed by the width then the height of the sign.

For example: to order a sign trim for a 24" W x 30" H sign the item number would be ST-2430.

NOTE: Traffic Sign backs come standard with a "mill finish" that shows through the backside of the open Sign Trim. We suggest covering the back of the sign with black vinyl at a small additional charge for aesthetic reasons. Vinyl is not required when using Back Plates or Sign Frames.




24" Sign Trim ST24-OCT
30" Sign Trim ST30-OCT
36" Sign Trim ST36-OCT



24" W x 24" H Sign Trim ST-2424
30" W x 30" H Sign Trim ST-3030
30" W x 30" H Sign Trim ST-3636



12" W x 18" H Sign Trim ST-1218
18" W x 24" H Sign Trim ST-1824
24" W x 30" H Sign Trim ST-2430



30" Sign Trim ST30-TRI
36" Sign Trim ST36-TRI
measurement is point to point



Sign Trim Detail

SIGN FRAMES

Sign Frames are made with a .080 flat aluminum backing and a 1" x 1" square aluminum tubing to create a frame around the sign. Measurements are for the sign blade going onto the back plate. Sign frames are provided undrilled for custom mounting. To order a sign frame use the item number SF followed by the width then the height of the sign. **For example: to order a sign trim for a 24" W x 30" H sign the item number would be SF-2430.**



24" Sign Frame SF24-OCT
30" Sign Frame SF30-OCT
36" Sign Frame SF36-OCT



24" W x 24" H Sign Frame SF-2424
30" W x 30" H Sign Frame SF-3030
30" W x 30" H Sign Frame SF-3636




12" W x 18" H Sign Frame SF-1218
18" W x 24" H Sign Frame SF-1824
24" W x 30" H Sign Frame SF-2430



30" Sign Frame SF30-TRI
36" Sign Frame SF36-TRI
measurement is point to point

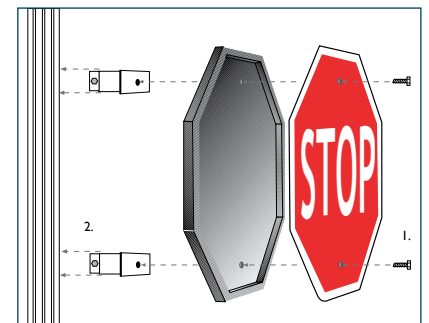


Sign Frame Detail



CUSTOM BACK PLATES AND SIGN FRAMES

Add a custom design to your back plates or sign frames. Contact us today to learn more about creating a unique look for your community or commercial development.



Back Plate, Sign Trim or Sign Frame mounting diagram (using TSB1 brackets)

How To Order (Continued)

STEP 7 - STREET NAME SIGNS

Street name and regulatory signs must conform to the Manual on Uniform Traffic Control Devices (MUTCD). Always check with your local ordinance or municipality to ensure size and reflectivity requirements are met or exceeded when purchasing traffic control signage.

- Sign blades are available in flat or extruded aluminum
- When the speed limit is 25 mph or less, use a minimum 6" high sign with 4" high letters
- When the speed limit is over 25 mph, use a minimum 9" high sign with 6" high letters
- MUTCD requires the use of capital & lower case letters (ex: Main Street)
- Signs need to have a reflective background sheeting (minimum of Engineer Grade Prismatic, High Intensity Prismatic is recommended)
- **High Intensity Prismatic will be the required choice within the next few years.



Flat Aluminum Blade

6" High Blade

By necessary length



9" High Blade

By necessary length



Extruded Aluminum Blade

6" High Blade

By necessary length



9" High Blade

By necessary length



CUSTOM STREET NAME SIGNS

We can customize any basic street sign to provide a unique look or custom cut aluminum blades to create logos and other designs to make your signs stand out from the rest. Choose from our custom examples below or send us your design plans and our creative team will develop the unique look that you desire.



Custom Example 1

Available Size: 30" W x 10 3/8" H



Custom Example 2

Available Size: 30" W x 12" H



Custom Example 3

Available Sizes: 30" W x 10" H
36" W x 10" H



Custom Example 4

Available Sizes: 30" W x 9 3/4" H
30" W x 12" H



Custom Example 5

Available Sizes: 30" W x 13 3/8" H
36" W x 13 3/8" H



Custom Example 6

Available Size: 30" W x 16" H



Custom Example 7

Available Size: 30" W x 10" H



Custom Example 8

Available Sizes: 30" W x 11 1/2" H
36" W x 11 1/2" H



Custom Example 9

Available Sizes: 36" W x 6" H
36" W x 9" H



Custom Example 10

Available Sizes: 36" W x 6" H
36" W x 9" H



Custom Example 11

Available Sizes: 30" W x 8 3/4" H
36" W x 10" H





Custom Example 12

Available Size: 30" W x 10 3/4" H

STEP 8 - MUTCD APPROVED SIGNAGE

- Not limited to signs shown here, all standard MUTCD and custom signs are available
- Signs are available in Engineer Grade Prismatic, High Intensity Prismatic and Diamond Grade Prismatic (when applicable)





Breakaway Poles

SMOOTH BREAKAWAY POLES

Our 3" and 4" O/D smooth aluminum poles meet U.S. Federal Highway Administration (FHWA) breakaway pole regulations.

Our decorative smooth poles are engineered and approved as a FHWA breakaway device suitable for traffic signage.

NO SPECIAL ADAPTER REQUIRED.

Our smooth aluminum breakaway poles are omni directional, meaning they don't require poles to face a certain direction and can easily be installed in multiple applications.

Ordering Example:

BA-4** (3" O/D smooth breakaway pole)


BA-6** (4" O/D smooth breakaway pole)

** = length of pole (ex: BA-410 = 3" O/D x 10 ft. length)

Poles are available in 8 ft., 10 ft., 12 ft., 14 ft., and 16 ft. lengths



APPROVED BY THE:



BREAKAWAY POLE KIT (FOR FLUTED AND RIBBED POLES)

By using the patented break away pole kit, our 3" O/D fluted and ribbed poles are U.S. Federal Highway Administration break away compliant.

Flush-to-the-ground configuration allows sign poles to break away or release cleanly at ground level, with a 360 degree impact zone. Other mounting systems extend above the ground level and can come in contact with a vehicles tires and/or gas tank upon impact causing possible roll-overs and explosions.

Once the break away pole kit is installed, you simply insert the fluted pole and drive in the wedge, locking the post into the anchor without the need of any additional hardware.

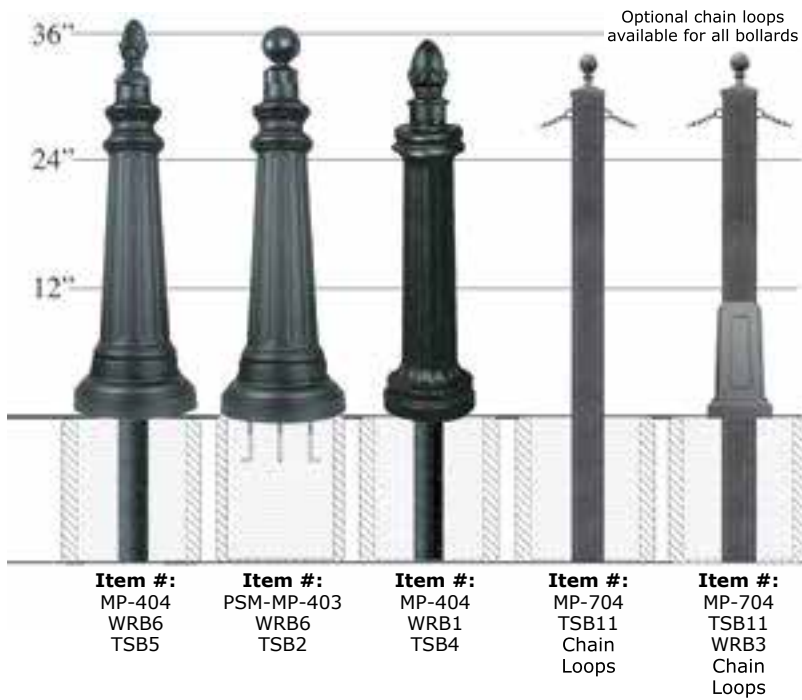
Item Number:

VR3

(Break away pole kit for 3" O/D fluted and ribbed poles)

APPROVED BY THE:





Bollards can be used at key locations to create a sense of separation between pedestrian and vehicular areas and to add visual interest to a street scape. Direct Burial and Surface Mount options are available.

Please specify if chain loops are required. Bollards ship standard without chain loops.



CRASH TESTS: We have not conducted nor do we intend to conduct a laboratory crash test. We do not boast or claim that given bollards will withstand any given force or impact for liability purposes. Bollards are manufactured and designed as a deterrent and precautionary boundary.

Pet Waste Stations



Advantages of Installing Pet Waste Stations

- Dog owners are more likely to pick up after their pets
- Convey a clean, yet pet-friendly property to community residents and prospective residents alike
- It is suggested to place one pet waste station for every 50-80 apartment units or one per every acre of land



Standard Sign

Custom Sign with business or community logo

Pet Waste Stations are available in Textured Black or Evergreen finishes

MODEL #: PS-700
(Shown in Evergreen)

MODEL #: PS-701
(Shown in Textured Black)

MODEL #: PS-802
(Shown in Textured Black)

SPECIFICATIONS:

MODEL #: PS-700:

- 7' x 3" outer diameter smooth aluminum post
- Aluminum receptacle and bag dispenser
- Cast aluminum ball topper
- 400 pet waste bags (2 rolls) included / liners sold separately
- Mounting bracket/hardware for receptacle and bag dispenser

MODEL #: PS-701:

- 8' x 3" outer diameter smooth aluminum post
- Aluminum receptacle and bag dispenser
- Cast aluminum flat topper
- 400 pet waste bags (2 rolls) included / liners sold separately
- Mounting bracket/hardware for receptacle and bag dispenser
- 12" x 18" standard sign

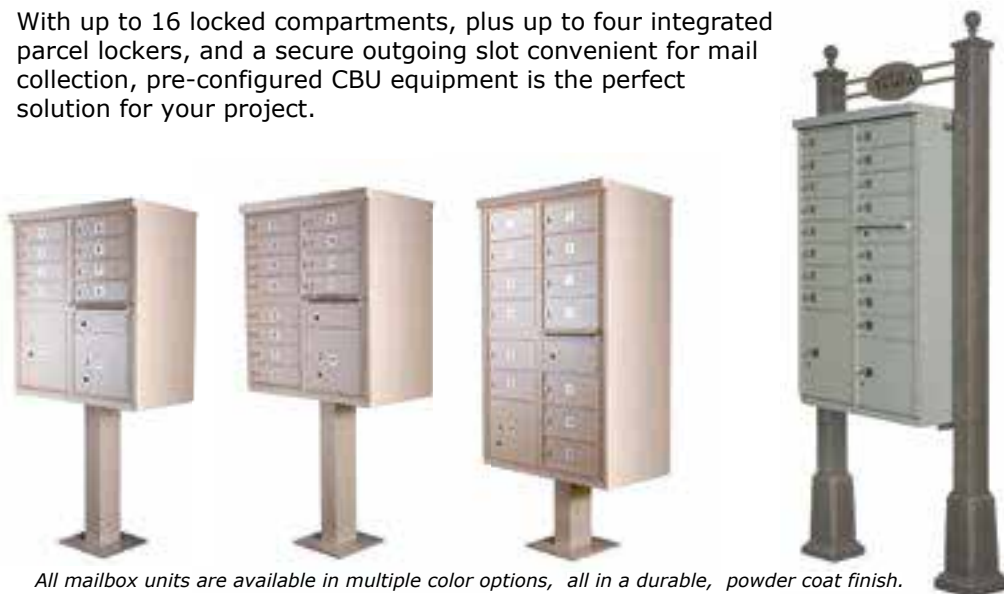
MODEL #: PS-802:

- 8' x 3" outer diameter smooth aluminum post
- Aluminum receptacle and bag dispenser
- Cast aluminum ball topper
- 400 pet waste bags (2 rolls) included / liners sold separately
- Mounting bracket/hardware for receptacle and bag dispenser
- 12" x 18" custom sign with city/community logo and sponsorship opportunities



The most popular centralized mail delivery equipment for residential neighborhoods is the free-standing, pedestal-mounted Cluster Box Unit (CBU). Whether your neighborhood has aging mailboxes or if your municipality is requiring you to switch to a centralized mail location, secure and convenient cluster box units may be the solution.

With up to 16 locked compartments, plus up to four integrated parcel lockers, and a secure outgoing slot convenient for mail collection, pre-configured CBU equipment is the perfect solution for your project.



Looking for a way to turn your standard CBU into something more "upscale"? We have many attractive accessories available.



All mailbox units are available in multiple color options, all in a durable, powder coat finish.



Wayfinding and Entrance Signage Examples




Masonry work
provided by other

Wayfinding and Entrance Signage Examples

Specially designed wayfinding, informational and entrance signs can be placed to direct motorists, bicyclists, and pedestrians to key locations throughout your community, city or business location.

Over the next several pages we will show you a sampling of the upscale, decorative products that we can provide.

Choose from these examples or we can create a coordinated sign system to meet your requirements. Stock and custom logo design is available. Poles, components and sign blades are made of aluminum.



Example 1A
MP-106 (x2) / TSB11 (x2) /
Side Mounting Brackets /
48" x 24" Sign



Example 1B
MP-106 (x2) / TSB11 (x2) /
Side Mounting Brackets /
30" x 24" Sign



Example 1C
MP-106 / TSB11 /
24" x 18" Sign



Example 2A
BA-608 (x2) / TSB20 (x2) /
Mounting Cross Bars /
48" x 30" Sign



Example 2B
BA-608 / TSB20 /
Mounting Cross Bars /
24" x 24" Sign



Example 2C
BA-610 / TSB20 /
Mounting Cross Bars /
24" x 30" Sign

Wayfinding and Entrance Signage Examples



Example 3A

MP-408 (x2) / TSB4 (x2) /
WRB6 (x2) / 48" x 28" Sign /
TSB1 (x4) / 48" x 8" Signs
(x2)



Example 3B

MP-408 / TSB4 / WRB6 /
TSB1(x4) /
18" x 20" Sign /
18" x 4" Sign (x3)



Example 3C

MP-410 / TSB4 / WRB6 /
TSB1 / 24" x 30" Sign



Example 3D

MP-410 / TSB4 / WRB6 /
SF-1824 / TSB1 /
18" x 24" Sign



Example 4A

MP-106 (x2) / TSB11 (x2) / WRB3 (x2)
Mounting Cross Bars /
60" x 30" Sign



Example 4B

MP-105 (x2) / TSB11 (x2) / WRB3 (x2)
Mounting Cross Bars /
30" x 15" & 24" x 6" Signs



Example 4C

MP-108 with Flat
Cap / WRB3 /
18" x 27" Sign

Wayfinding and Entrance Signage Examples



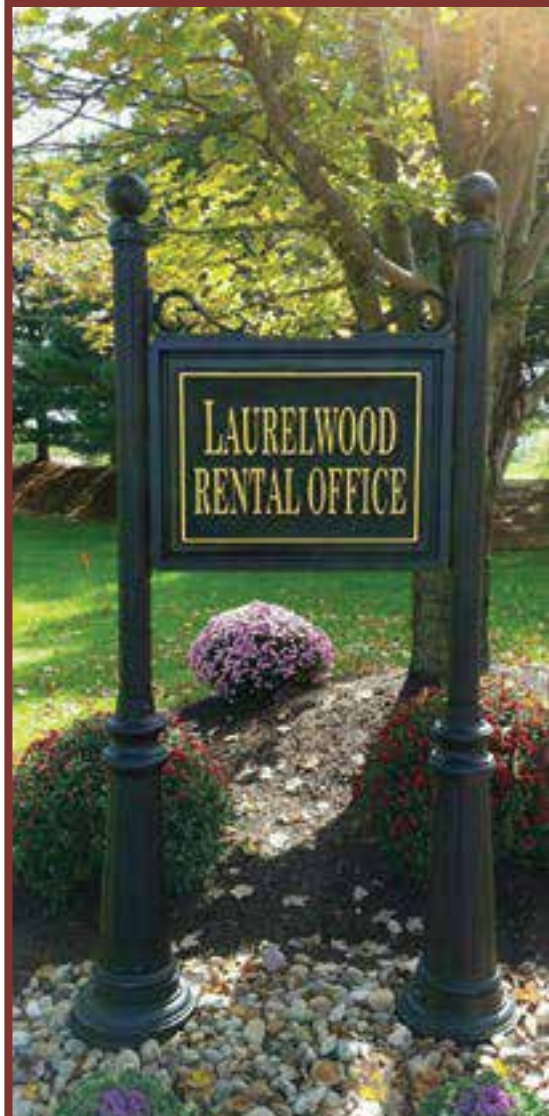
Example 5A
MP-407 (x2) / TSB4 (x2) /
WRB8 (x2) / TSB14 (x2) /
48" x 40" Sign



Example 5B
MP-410 / TSB4 /
WRB8 / TSB1 /
12" x 18" Sign



Example 5C
MP-412 / TSB4 /
WRB8 / TSB1 /
24" x 30" Sign



Example 6A
Custom Wayfinding
Sign Unit



Example 6B
MP-112 / TSB12 /
Custom Parking
Sign Unit



Example 6C
MP-112 / TSB12 /
Custom Wayfinding
Sign Unit

Wayfinding and Entrance Signage Examples



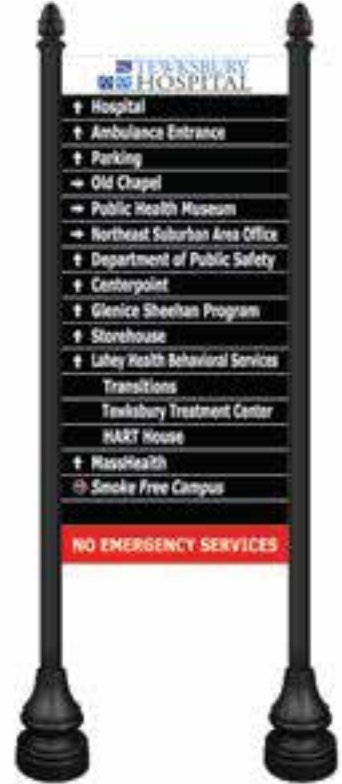
Example 7

MP-412 (x2) / TSB2 (x2) /
WRB6 (x2) / TSB-209-48 Custom /
TSB-210-48 Custom /
48" x 36" Sign



Example 8

MP-412 (x2) / TSB2 (x2) /
WRB8 (x2) / TSB1 (x3) /
48" x 72" Sign with Custom
Scroll Work



Example 9

MP-612 (x2) / TSB64 (x2) /
WRB11 (x2) / 36" x 80" Sign /
Side Mounting Channels



Example 10

MP-710 / TSB11 / WRB3 /
TSB-202-1824 (x2) /
18" x 24" Sign (x2)



Example 11

MP-408 (x2) / TSB19 (x2)
WRB6 (x2) / TSB1 (x2) /
48" x 42" Sign



Example 12

MP-407 (x2) / TSB2 (x2) /
WRB1 (x2) / TSB14 (x2) /
48" x 36" Sign

Wayfinding and Entrance Signage Examples



Example 13

MP-412 / TSB2 / WRB6 /
TSB-202-2418-Custom /
24" x 18" Sign /
24" x 6" Sign (x3)



Example 14

MP-410 / TSB2 / WRB1 /
TSB-206-24 (x2) /
24" x 30" Sign



Example 15

MP-608 / TSB18 / WRB2 /
TSB-207-30 /
30" x 30" Sign /
18" x 4" Sign



Example 16

MP-410 / TSB19 / WRB8 /
SF-1824-Custom /
18" x 24" Sign



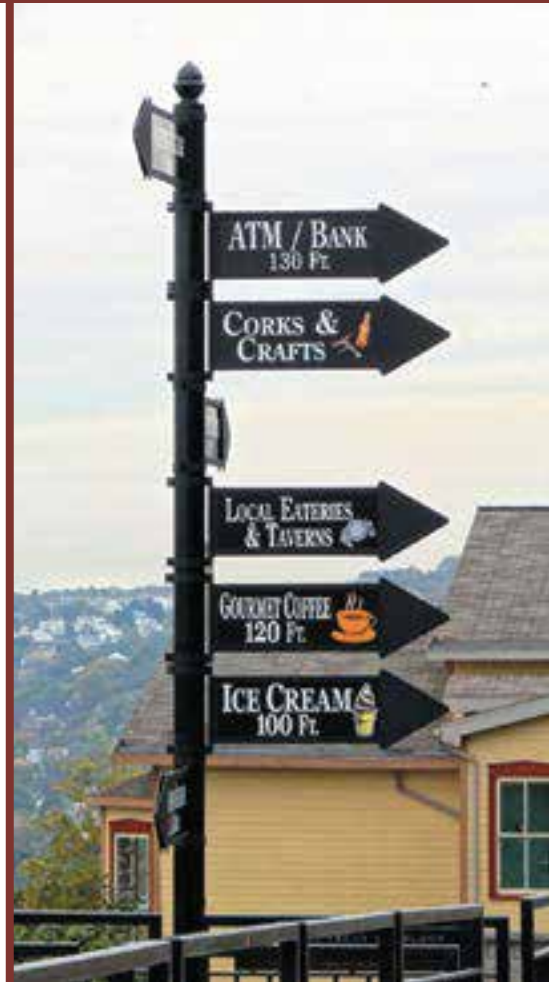
Example 17

MP-408 / TSB4 /
WRB6 / TSCR / TSB14 /
24" x 18" Sign



Example 18

MP-407 / TSB2 /
WRB1 / TSB-206-24 /
24" x 24" Sign



Wayfinding and Entrance Signage Examples



Example 19

MP-408 (x2) / TSB4 (x2) /
WRB1 (x2) / TSB1 (x3) /
48" x 40" Sign / 48" x 8" Sign



Example 20

MP-412 / TSB2 /
WRB1 / TSB1 /
30" x 36" Sign



Example 21

MP-612 / TSB60 /
WRB9 / TSB61 (x4) /
48" x 30" Sign /
48" x 16" Sign (x3)



Example 22

MP-612 / TSB60 /
WRB9 /
Two Custom Sign
Frames /
30" x 36" Sign /
24" x 8" Sign



Example 23

MP-610 (x2) / TSB60 (x2) /
WRB9 (x2) / 72" x 40" Custom Sign /
(Lighting provided by other)



Example 24


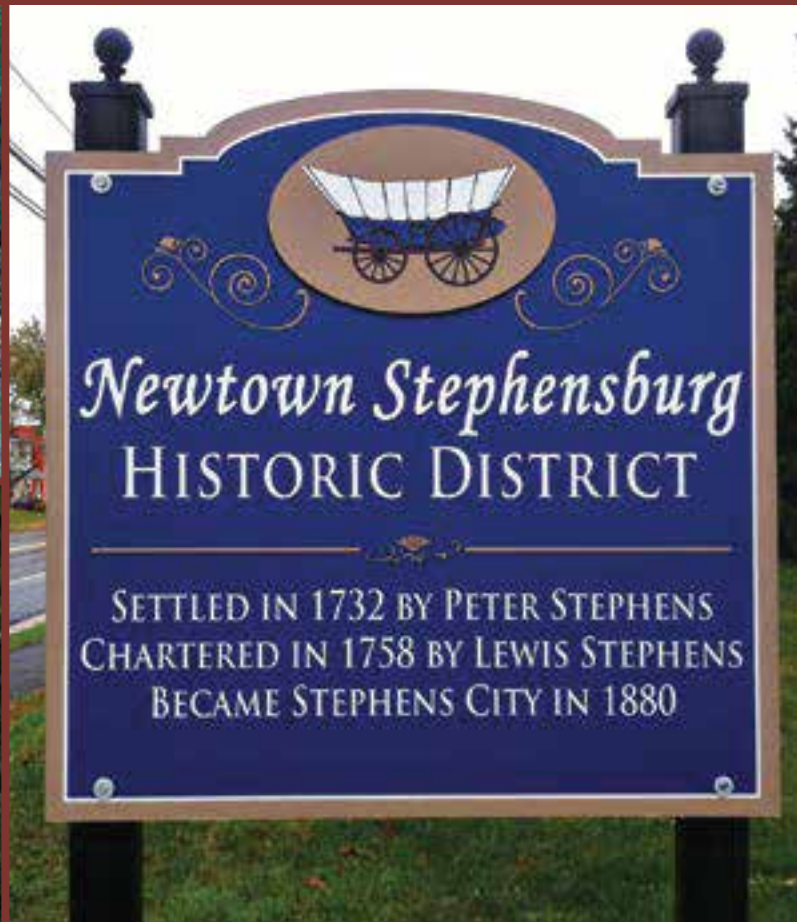
MP-408 (x3) / TSB2 (x3) /
TSB14 (x5) / 24" x 24" Sign /
24" x 7" Sign (x3)



Example 25


MP-710 (x2) / TSB12 (x2) /
WRB3 (x2) / 48" x 30" Sign /
(Clock provided by other)

Wayfinding and Entrance Signage Examples



Standard Sign Shapes

Want to create a unique look for your signs? We can provide the solution. Choose from any of our standard sign panels below or let us create the unique sign you are looking for. Most sign panels are made out of .080", 1/8", 3/16" or 1/4" aluminum. Single color to full color vinyl graphics are available. Reflective options are also available.



Wayfinding and Entrance Sign Poles, Toppers and Bases

Our direct burial poles and accessories are made of extruded and cast aluminum. Direct burial poles require a minimum of 18" to 24" burial below grade in concrete for proper installation. **The end user is responsible for checking the local codes and ordinances for minimum depth and breakaway guidelines before placing order.**

POLES



Length:	3" O/D Smooth	3" O/D Fluted	3" O/D Ribbed	3" O/D Smooth Breakaway	4" O/D Smooth	4" O/D Fluted	4" O/D Smooth Breakaway	4" x 4" Smooth Square	4" x 4" Fluted Square
8' - 0"	SM-408	MP-408	N / A	BA-408	SM-608	MP-608	BA-608	MP-108	MP-708
10' - 0"	SM-410	MP-410	MP-210	BA-410	SM-610	MP-610	BA-610	MP-110	MP-710
12' - 0"	SM-412	MP-412	MP-212	BA-412	SM-612	MP-612	BA-612	MP-112	MP-712
13' - 0"	N / A	N / A	N / A	N / A	N / A	N / A	N / A	N / A	MP-713
14' - 0"	SM-414	MP-414	MP-214	BA-414	SM-614	MP-614	BA-614	MP-114	N / A
16' - 0"	SM-416	MP-416	MP-216	BA-416	SM-616	MP-616	BA-616	MP-116	N / A

POLE TOPPERS

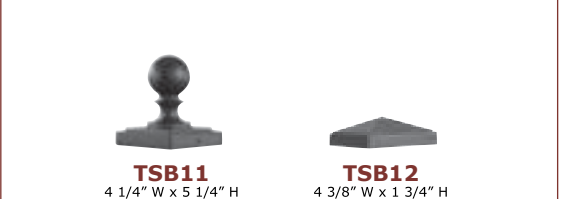
POLE TOPPERS FOR 3" O/D ROUND POLES



POLE TOPPERS FOR 4" O/D ROUND POLES



POLE TOPPERS FOR 4" x 4" SQUARE POLES



BASES

BASES FOR 3" O/D ROUND POLES



BASES FOR 4" O/D ROUND POLES



BASE FOR 4" SQUARE POLES





Whether you are a builder creating a master planned community or an architect developing a new lifestyle center or redeveloping a historic streetscape, we offer the quality and style you've been looking for. Decorative outdoor lighting fixtures increase property values and bring a decorative, uniform appearance to both old and new communities. Our outdoor light poles, bases and accessories are rust free and maintenance free aluminum designs. Some of our most popular commercial lighting combinations are shown below.



Commercial Acorn Lighting

We offer a complete selection of polycarbonate acorn globe fixtures in **LED, High Pressure Sodium, Metal Halide and Incandescent** light sources. These quality lighting fixtures are manufactured from Cast Aluminum with enclosed ballast and stainless steel hardware. Porcelain sockets will be Medium or Mogul Base. *TSB15 (4" to 3" Pole Adapter) maybe required if using with a 4" O/D pole (sold separately).*

LED (see page 64 for bulb details)

- Energy Efficient
- 50,000 + hours life span


Metal Halide

- Produces a pure white light
- Bulbs last six times longer than incandescent

High Pressure Sodium

- Produces a golden-pink cast
- Bulbs rated at 24,000 hours

MODEL # 2810-PC1016CL



INCANDESCENT ACORN LIGHT - 16" POLYCARBONATE GLOBE

MODEL #	DESCRIPTION	VOLTAGE	SOCKET	BULB INCLUDED
2810-PC1016CL-INCAN	300 WATT INCAN.	120	MEDIUM	NO
2817-PC1016CL-INCAN	300 WATT INCAN.	120	MEDIUM	NO

MODEL # SHD1-PC1023CL



MODEL # SHD1-PC1023CL shown with a W7317



HIGH PRESSURE SODIUM (HPS) ACORN LIGHT - 23" POLYCARBONATE GLOBE

MODEL #	DESCRIPTION	VOLTAGE	SOCKET	BULB INCLUDED
SHD1-PC1023CL-INCAN	300 WATT INCAN.	120	MEDIUM	NO
SHD1-PC1023CL-70HPS	70 WATT HPS	120-208-240-277	MEDIUM	NO
SHD1-PC1023CL-100HPS	100 WATT HPS	120-208-240-277	MEDIUM	NO
SHD1-PC1023CL-150HPS	150 WATT HPS	120-208-240-277	MOGUL	NO

METAL HALIDE (MH) ACORN LIGHT - 23" POLYCARBONATE GLOBE

MODEL #	DESCRIPTION	VOLTAGE	SOCKET	BULB INCLUDED
SHD1-PC1023CL-70MH	70 WATT MH	120-208-240-277	MEDIUM	NO
SHD1-PC1023CL-100MH	100 WATT MH	120-208-240-277	MEDIUM	NO



MODEL # SHD1-PC1026CL

HIGH PRESSURE SODIUM (HPS) ACORN LIGHT - 26" POLYCARBONATE GLOBE

MODEL #	DESCRIPTION	VOLTAGE	SOCKET	BULB INCLUDED
SHD1-PC1026CL-INCAN	300 WATT INCAN.	120	MEDIUM	NO
SHD1-PC1026CL-70HPS	70 WATT HPS	120-208-240-277	MEDIUM	NO
SHD1-PC1026CL-100HPS	100 WATT HPS	120-208-240-277	MEDIUM	NO
SHD1-PC1026CL-150HPS	150 WATT HPS	120-208-240-277	MEDIUM	NO

METAL HALIDE (MH) ACORN LIGHT - 26" POLYCARBONATE GLOBE

MODEL #	DESCRIPTION	VOLTAGE	SOCKET	BULB INCLUDED
SHD1-PC1026CL-70MH	70 WATT MH	120-208-240-277	MEDIUM	NO
SHD1-PC1026CL-100MH	100 WATT MH	120-208-240-277	MEDIUM	NO
SHD1-PC1026CL-150MH	150 WATT MH	120-208-240-277	MEDIUM	NO

Type III and Type V distribution acrylic globes are available (see page 63)



MODEL # SHD3-PC1026CL

250 WATT ACORN LIGHT - 26" POLYCARBONATE GLOBE

MODEL #	DESCRIPTION	VOLTAGE	SOCKET	BULB INCLUDED
SHD3-PC1026CL-250HPS	250 WATT HPS	120-208-240-277	MOGUL	NO
SHD3-PC1026CL-250MH	250 WATT MH	120-208-240-277	MOGUL	NO

Type III and Type V distribution acrylic globes are available (see page 63)

Cast aluminum fixture with enclosed ballast and stainless steel hardware. Ballast can be easily changed in the field by loosening two screws. Porcelain socket will be Medium Base. Spherical replacement globes are available in white finish. Bulb not included. *TSB15 (4" to 3" Pole Adapter) maybe required if using with a 4" O/D pole (sold separately).*



MODEL #
SHD2-PC3018WH
Globe available in
White Finish

HIGH PRESSURE SODIUM (HPS) SPHERE LIGHT - 16" WHITE POLYCARBONATE GLOBE

MODEL #	DESCRIPTION	VOLTAGE	SOCKET	BULB INCLUDED
SHD2-PC3016WH-INCAN	300 WATT INCAN.	120	MEDIUM	NO
SHD2-PC3016WH-50HPS	50 WATT HPS	120-277	MEDIUM	NO
SHD2-PC3016WH-70HPS	70 WATT HPS	120-208-240-277	MEDIUM	NO
SHD2-PC3016WH-100HPS	100 WATT HPS	120-208-240-277	MEDIUM	NO
SHD2-PC3016WH-150HPS	150 WATT HPS	120-208-240-277	MEDIUM	NO

METAL HALIDE (MH) SPHERE LIGHT - 16" WHITE POLYCARBONATE GLOBE

MODEL #	DESCRIPTION	VOLTAGE	SOCKET	BULB INCLUDED
SHD2-PC3016WH-50MH	50 WATT MH	120-277	MEDIUM	NO
SHD2-PC3016WH-70MH	70 WATT MH	120-208-240-277	MEDIUM	NO
SHD2-PC3016WH-100MH	100 WATT MH	120-208-240-277	MEDIUM	NO


HIGH PRESSURE SODIUM (HPS) SPHERE LIGHT - 18" WHITE POLYCARBONATE GLOBE

MODEL #	DESCRIPTION	VOLTAGE	SOCKET	BULB INCLUDED
SHD2-PC3018WH-INCAN	300 WATT INCAN.	120	MEDIUM	NO
SHD2-PC3018WH-50HPS	50 WATT HPS	120-277	MEDIUM	NO
SHD2-PC3018WH-70HPS	70 WATT HPS	120-208-240-277	MEDIUM	NO
SHD2-PC3018WH-100HPS	100 WATT HPS	120-208-240-277	MEDIUM	NO
SHD2-PC3018WH-150HPS	150 WATT HPS	120-208-240-277	MEDIUM	NO

METAL HALIDE (MH) SPHERE LIGHT - 18" WHITE POLYCARBONATE GLOBE

MODEL #	DESCRIPTION	VOLTAGE	SOCKET	BULB INCLUDED
SHD2-PC3018WH-50MH	50 WATT MH	120-277	MEDIUM	NO
SHD2-PC3018WH-70MH	70 WATT MH	120-208-240-277	MEDIUM	NO
SHD2-PC3018WH-100MH	100 WATT MH	120-208-240-277	MEDIUM	NO

I 10VOLT SPHERE LIGHTING: 3" Standard Cast Aluminum Fitters with Medium Base Sockets



MODEL #
2790-AC3010 (shown)
Globe available in
White Finish



MODEL #
2797-AC3010 (shown)
Globe available in
White Finish

White Acrylic Sphere Lites (Available in 10" and 12" Dia.)

Acrylic globes possess low impact strength, medium heat resistance and offers good weather-ability when exposed to UV.

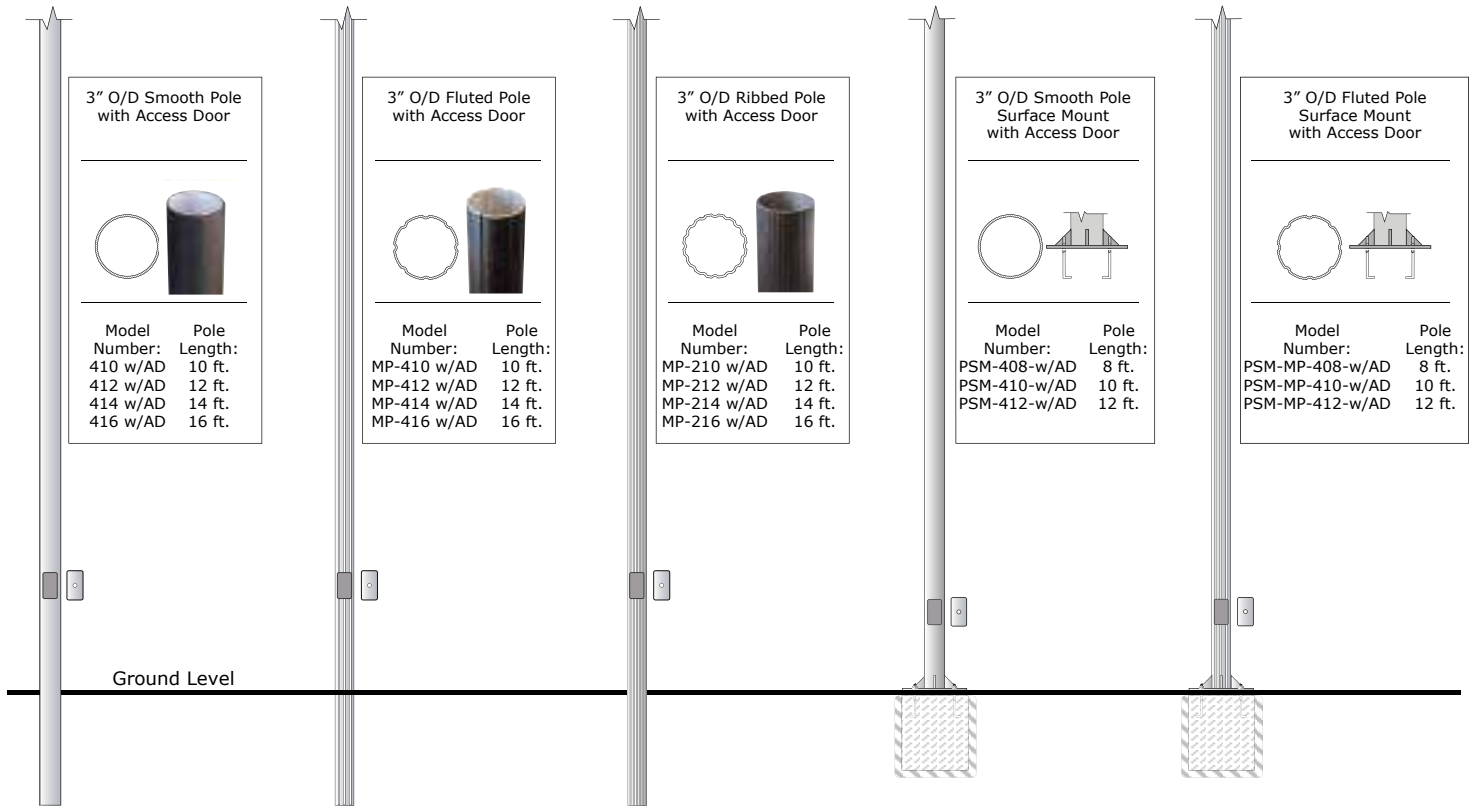
- Medium base socket standard
- Maximum wattage is 100 watts
- Incandescent
- Not available in H.I.D.

Available Products:

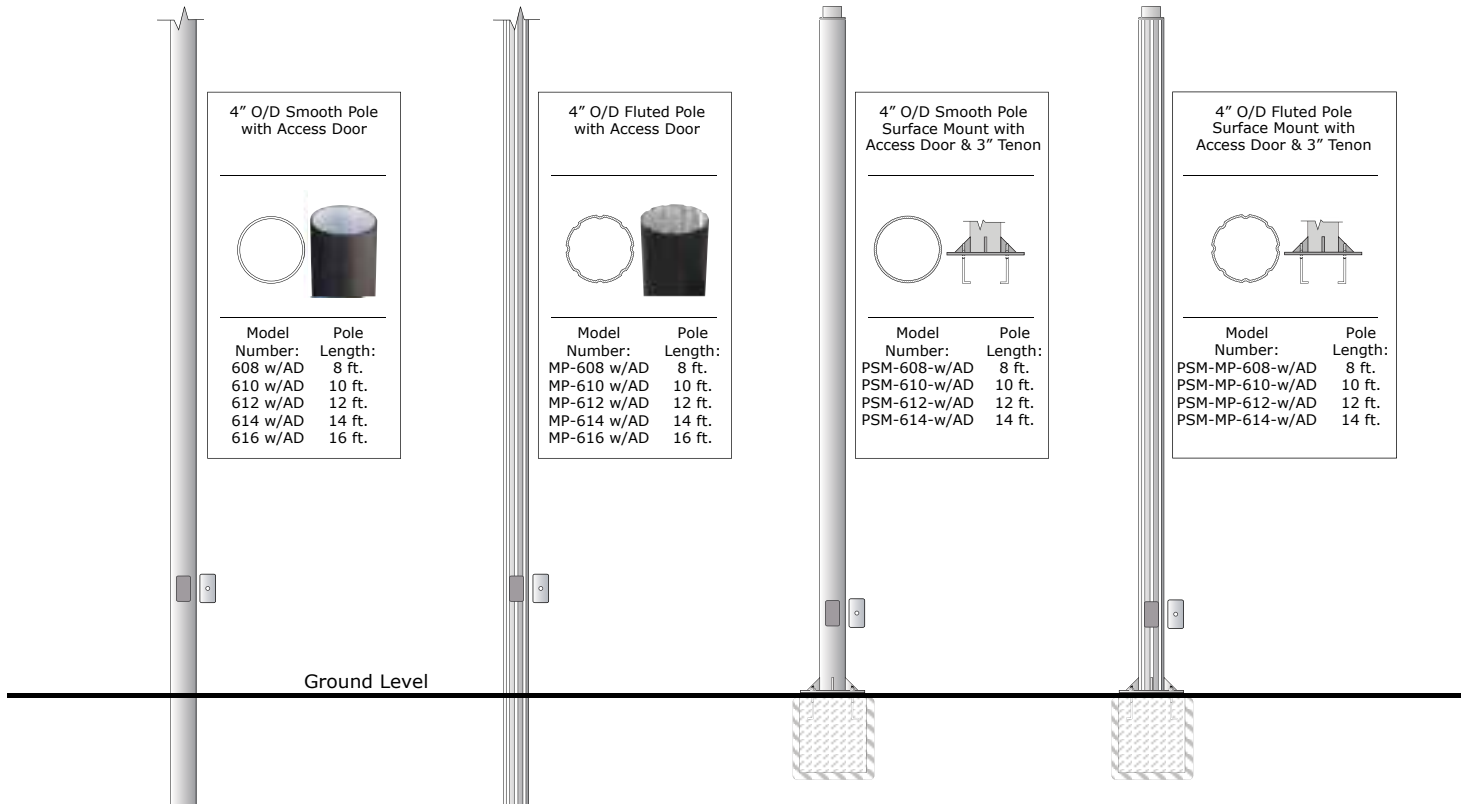
2790-AC3010	Post Mount 10" Globe
2790-AC3012	Post Mount 12" Globe
2797-AC3010	Wall Mount 10" Globe
2797-AC3012	Wall Mount 12" Globe

Commercial Lighting Poles


3" O/D LIGHT POLE OPTIONS



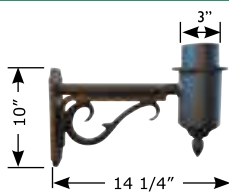
4" O/D LIGHT POLE OPTIONS




REPLACEMENT GLOBES



LAMP ARMS



W7317 - Wall Mount Lighting Arm
- Made of extruded and cast aluminum
- 4 1/2" W x 10" H backplate
- Decorative Scroll



W7327 - Post Mount Double Lighting Arm
- Made of extruded and cast aluminum
- Decorative Scrolls

HOUSE SHIELDS / DARK SKY REFLECTOR

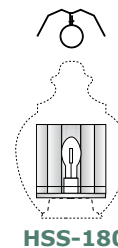
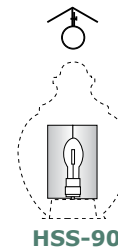
House side shields are available to cutoff all direct light through certain horizontal angles. Dark sky reflectors minimize the amount of up light.

HSS-90 (90 Degree Cutoff House Shield)
4 5/8" W x 7 15/16" H

HSS-180 (180 Degree Cutoff House Shield)
6 7/8" W x 8 1/2" H

DSR-360-MED (Dark Sky Reflector)
Fits Medium Base Sockets

DSR-360-MOG (Dark Sky Reflector)
Fits Mogul Base Sockets



BASES

BASES FOR 3" O/D ROUND POLES



WRB1
26" Height
8" Dia.



WRB2
26" Height
6 3/4" Dia.



WRB5
24" Height
8" Dia.



WRB6
32" Height
11 3/4" Dia.



WRB8
10 1/4" Height
9 1/4" Dia.



WRB17
16 1/4" Height
7 3/4" Dia.

BASES FOR 4" O/D ROUND POLES



WRB9
32" Height
11 3/4" Dia.



WRB11
16" Height
13" Dia.



WRB16
13 1/2" Height
7 3/4" Dia.

COMMERCIAL LIGHTING ACCESSORIES



SR
Solid Roof
Available for
PC-1023CL &
PC-1026CL. Must be
purchased with PF1N



PF1N
Finial for
Acorn Globe
Available in
black only



TSB15
4" to 3" Pole
Adapter
Easily attach light
fitters to a
3" O/D pole



CO-268
Pole Electrical
Outlet
Curved to fit 3" O/D pole.
1 1/4" hole required.
120 volt only.



Dusk to Dawn
Photo Electric Control
Model #: PC-8010
120 Volt, 300 Watt Max
Model #: PC-8015
208-277 Volts, 1200 Watt Max



Stub Post Base
Model #: SPB-190
For use with 3" O/D Poles
Model #: SPB-690
For use with 4" O/D Poles
8" Height, 10" Width
J-Bolts Included



SPB-J6
Set of four J-Bolts used
with SPB-190 & SPB-690
Stub Post Bases.
Includes washers & nuts

LED Lighting

Consumers all over the world are converting streetlights to low-energy Light Emitting Diode (LED) fixtures, and for good reason. LED's offer the highest energy savings of any light source available.

In addition, LED's emit directional light, which means we have more control over what is illuminated (streets and sidewalks) and what is not (the night sky).

Our LED bulbs are able to be used with commercial acorn and sphere globes as well as many residential cast aluminum light fixtures. Bulbs can also be used to retrofit existing HID ballast light fixtures.



Compact Bulb
2 3/4" Dia. x 5" H

Model #:
B-127-E26 (15w Bulb)

Applicable for use with:
Residential Light Fixtures



Small Bulb
3 1/2" Dia. x 6 1/4" H

Model #:
B-130-E26 (20w Bulb)
B-135-E26 (30w Bulb)
B-140-E26 (40w Bulb)



Medium Bulb
3 1/2" Dia. x 8 5/8" H

Model #:
B-145-E26 (50w Bulb)
B-153-E26 (65w Bulb)



Mogul to Medium Base Adapter

Model #:
MOG-ADPT

Accessory used to make medium base (E26) LED bulbs compatible for mogul base (E39) sockets.

Model #	Wattage	Voltage	Size	Lamp Base	Lumens	Color Temp	Equivalent
B-127-E26	15	120-277	2 3/4" Dia. 5" H	MED. E26	1,600 lm	5500K	100w INCAN.
B-130-E26	20	120-277	3 1/2" Dia. 6 1/4" H	MED. E26	1,800 lm	5500K	70w MH / HPS
B-135-E26	30	120-277	3 1/2" Dia. 6 1/4" H	MED. E26	2,700 lm	5500K	100w MH / HPS
B-140-E26	40	120-277	3 1/2" Dia. 6 1/4" H	MED. E26	3,800 lm	5500K	150-175w MH / HPS
B-145-E26	50	120-277	3 1/2" Dia. 8 5/8" H	MED. E26	4,800 lm	5500K	200w MH / HPS
B-153-E26	65	120-277	3 1/2" Dia. 8 5/8" H	MED. E26	7,000 lm	5500K	250w MH / HPS
MOG-ADPT	Mogul to Medium Base Adapter (E26 to E39)						

Custom color temperatures available upon request.

LED Energy Cost Savings & Return on Investment (ROI)

40 watt LED Replacement Bulb for 175 watt Metal Halide & High Pressure Sodium Bulbs.

Metal Halide 175 Watt Bulb:

- Power Consumption: 210 watt (approx.)
Note: Above results are estimated. Total power larger than lamp ratings due to ballast losses.

VS.

LED 40 Watt Bulb:

- Power Consumption: 41 watt max.
Note: Actual measurements including self-ballast losses.

Energy Savings = 169w/hr (210w of MH - 41w of LED Bulb)

- Daily Energy Savings: 4.05KW (24 x 169/1,000 @ 24hrs/day)
- Yearly Energy Savings: 1,478KW (4.05 x 365 days per year)
- **Yearly Cost Savings: \$236.00 (1,478 x \$0.16/KW)**

Note: Calculated at 16 cents per KW

Return on Investment (ROI): Approximately 2 years, operating at 12 hours per day.





Tri-Light fixtures add elegance and beauty to an HOA, office or business development. Tri-Light fixtures can be created with many of our decorative outdoor light fixtures and are available in medium and large sizes. See our Residential Outdoor Lighting Catalog or call to learn more about our available options.

Tri-lights can be interchanged with different bases. Our fixtures are available in multiple powder coated finishes. Our standard large Tri-Light post height is 114".

PERSONALIZED ASSISTANCE:

Special Lite Products LLC stands ready to provide you with the quality service, resources and products needed for every step of your project. Contact our exceptional customer service department today for additional production information, installation instructions and any special requests.

SPECIAL LITE PRODUCTS
1634 Latrobe-Derry Road
Loyalhanna, PA 15661

Toll-Free: 1-800-365-0511
Phone: (724) 537-4711
Fax: (724) 537-9313

www.specialliteproducts.com
customer_service@specialliteproducts.com



FINISH CHOICES:



(BAL) Brushed Aluminum



(BLK) Textured Black



(BRZ) Hand Rubbed Bronze



(CP) Copper



(EG) Evergreen



(GM) Gunmetal



(HBN) Hammered Brown



(MOC) Mocha



(ORB) Oil Rubbed Bronze



(SGB) Smooth Glossy Black



(SW) Swedish Silver




(VG) Verde Green



(WH) White

Custom finishes are available for a nominal charge. Please contact us for pricing and availability.





Special Lite Products LLC also manufactures complete lines of:

- Exterior residential light fixtures
- Curbside mailboxes and posts
 - Wall mount mailboxes
- Address plaques and more

Visit our website or contact us today to receive our Outdoor Lighting Catalog and our Mailboxes and Accessories Catalog.



45945 Trefoil Lane #184 Sterling, VA 20166

INFO@VISIONSIGN.NET • 703.707.0858

Catalog #: SA2017-A \$15.00

Distributed By:

Jason Alexander
 Vision Sign Inc
jason@visionsign.net
 703.707.0858