



*Fabricated Lit
and Unlit*



Letters



Logos



LED Illuminated

Made True.

Stainless Steel Fabricated without Back


Precision fabricated stainless steel Letters, expertly crafted from pre-finished C304 or 316 Alloys. Offering heavy-gauge construction with multiple finish options—all internally secured with lead-free continuous solder joints. Produced in sizes from 2" high to 36" high, in nearly any letter style or logo of your choice. Return depths from 1/2" to 6" deep.



304 Stainless Steel Finish Options



Titanium Coated & 316 Alloy



Alloy 316

Titanium Coated Stainless Steel

Stainless Steel Sizes

- Size: 2" to 36" high
- Depth: 1/2" to 6" deep
- Stroke: minimum 3/8" stroke
- Mounting: stud mounted


Stainless Steel Construction

- Face: 18 gauge - up to 24" high
16 gauge - over 24" high
- Return: 24 gauge - up to 24" high
22 gauge - over 24" high




Stainless Steel Fabricated Halo-Lit

Produced in a wide range of sizes from 6" to 36" high, in multiple stainless finish options, all lit with one of five LED colors. Halo Lit fabricated letters are produced with a removable can to allow for servicing of LEDs. In addition, optional detachable studs create a 1-1/2" stand-off, and allow easy removal of letters from the wall.




304 Stainless Steel Finish Options



LED Colors



Titanium Coated & 316 Alloy



Alloy 316

Titanium Coated Stainless Steel

Stainless Steel Halo-Lit Sizes

- Size:** 6" to 36" high
- Depth:** 1" to 6" deep
- Stroke:** minimum 1" stroke
- Mounting:** stud or detachable stud mount

Stainless Steel Halo-Lit Construction

- Face:** 18 gauge - up to 24" high
16 gauge - over 24" high
- Return:** 24 gauge - up to 24" high
22 gauge - over 24" high
- Back:** Clear or light diffused Lexan - .118" - .236"



Stainless Steel Fabricated Face-Lit

Our durable and attractive fabricated stainless steel channel letters with illuminated acrylic faces make a dramatic statement and provide outstanding low-light visibility. Get the exact combination of daylight and nighttime colors you want with a broad selection of translucent acrylic in letter heights from 6" to 36". The stainless steel return provides a sophisticated look and depth. Choose from polycarbonate or stainless steel backing with the brilliance of integrated LEDs included as part of this letter package.




304 Stainless Steel Finish Options



LED Colors



Titanium Coated & 316 Alloy



Alloy 316

Titanium Coated Stainless Steel

Acrylic Insert Options



Available in 7 light diffused 3/16" acrylic colors

Stainless Steel Face-Lit Sizes

- Size:** 6" to 36" high
- Depth:** 1" to 6" deep
- Stroke:** minimum 1" stroke
- Mounting:** stud or detachable stud mount

Stainless Steel Face-Lit Construction

- Face:** 18 gauge - up to 24" high
16 gauge - over 24" high
Outline - .30" - .50" wide
- Return:** 24 gauge - up to 24" high
22 gauge - over 24" high
- Back:** Stainless steel or Lexan - .118" - .236"



Aluminum Fabricated Halo-Lit

The lightweight solution for letters 16" and up to an astounding 120" tall, these dramatic large letters are impossible to ignore, yet won't overwhelm your design or your shop floor. Gemini's aluminum reverse channel letters feature a durable .090" (2.3mm) face gauge with .063" gauge returns, and offer a choice of polycarbonate backs with integrated LEDs to provide the lighting effect you desire. To provide outstanding light consistency and brightness, the interior of the cans are painted white. Halo Lit fabricated, produced with a removable can to allow for servicing of LEDs—or optional detachable studs to create a 1-1/2" stand-off, and allow easy removal of letters from the wall.



304 Stainless Steel Finish Options



LED Colors



Aluminum Halo-Lit Sizes

- Size:** 16" to 120" high
- Depth:** 2" to 6" deep
- Stroke:** minimum 2" based on depth
- Mounting:** stud or detachable stud mount

Aluminum Halo-Lit Construction

- MIG Welded Face:** 0.090"
- Return:** 0.063"
- Back:** Clear or light difused Lexan - .118" - .236"



Aluminum Fabricated Face Lit

The lightweight solution for letters 16" and up to an astounding 120" tall let you offer the most highly visible, large-scale dimensional letters available. Get the exact combination of colors that function effectively in daylight and low light with a broad selection of acrylic that features a removable face retainer for easy access.



5052 Aluminum Alloy Finish Options



Acrylic Insert Options



Available in 7 light diffused 3/16" acrylic colors

LED Colors



Aluminum Face-Lit Sizes

- Size:** 16" to 120" high
- Depth:** 3" to 6" deep
- Stroke:** minimum 2" based on depth
- Mounting:** stud or through hole

Aluminum Face-Lit Construction

- MIG Welded Face:** 0.090" x 1" deep
- Outline:** .50" - 1.00" wide
- Back/Can:** 0.063" fabricated aluminum



Aluminum Fabricated without Back

Heavy gauge fabricated aluminum letters, handcrafted from 5052 alloy aluminum with .090" faces and .063" returns that are MIG welded for extra strength and stability. Typically painted, but can be brushed or anodized to lock-in corrosion resistance. Produced in nearly any letter style or logo of your choice in sizes from 16" to 120"—with 1" to 6" deep returns.



Aluminum Finish Options



Aluminum Sizes

Size: 16" to 120" high

Depth: 1" to 6" deep

Stroke: minimum 1" based on depth

Mounting: stud or detachable stud mount

Aluminum Construction

MIG Welded Face: 0.090"














































Return: 0.063"

Optional Open Face Available



FABRICATED METAL

PAINTED COLORS

 White 5687	 Dove Grey 4310	 Grey 0209	 Desert Sand 4660	 Ivory 2718
 Lemon Yellow 2037	 Yellow 2000	 Citrus Yellow 0217	 Sundance Yellow 0218	 Schoolbus Yellow 0254
 Orange 2119	 Red-Orange 2662	 Rampart Orange 0256	 Red 2793	 Brick Red 0218
 Black Cherry 2280	 Maroon 2240	 Magenta 2410	 Violet Toner 0246	 Purple 2287
 Midnight Blue 2767	 Dark Blue 2050	 Medium Blue 2860	 Blue 3000	 Light Blue 2648
 Marine Reef Blue 5425	 Teal 3210	 Safety Green 8090	 Spring Green 3555	 Emerald Green 0222
 Federal Green 0259	 Light Green 2108	 Dark Green 2030	 Hunter Green 2162	 Brown 2418
 Duranodic Bronze* 3130	 Old Copper* 0314	 Medium Bronze* 0312	 Copper 0253	 Aztec Copper 0402
 Metallic Gold* 2756	 Aztec Gold 0401	 Brilliant Gold 0400	 Metallic Silver* 8886	 Black 2025

*Indicates colors that do not have a full gloss finish.

